










































# CROSS-COUNTRY SCANDINAVIAN CUP FINAL

## MINI TOUR

### MEN SPRINT FINAL

#### Ranking

























Rank	Bib	Code	Name	Year	Nation	Result	Qualifying
<b>Final</b>							
1	102	3421754	TAUGBOEL Haavard Solaas	1993		1	2:51.91
2	104	3421316	AUNE Paal Troean	1992		2	2:53.17
3	106	3421096	PALM Sindre Odberg	1992		3	2:53.80
4	108	3420909	GOLBERG Paal	1990		4	2:54.42
5	103	3420463	STEEN Andreas Myran	1988		5	2:53.06
6	122	3500762	LINDBLAD Anton	1990		6	2:56.29
<b>1/2 Final</b>							
7	120	3422293	ERIKSEN Sivert Groetan	1995		3	2:55.96
8	124	3420614	NYGAARD Per Kristian	1987		4	2:56.89
9	101	3422477	NORTHUG Even	1995		5	2:51.90
10	115	3421229	LANES Simen	1991		5	2:55.22
11	113	3421402	ANDERSEN Bendik Persch	1991		6	2:55.10
12	118	3180565	KORPELA Heikki	1990		6	2:55.78
<b>1/4 Final</b>							
13	107	3422115	TEFRE Gjoeran	1994		3	2:53.83
14	110	3422316	RISETH Fredrik	1995		3	2:54.77
15	119	3180861	MAKI Joni	1995		3	2:55.79
16	126	3421655	LOEFALD Gjermund	1993		3	2:57.12
17	105	3422084	HIPPE Even Saeteren	1994		4	2:53.70
18	109	3180865	VUORINEN Lauri	1995		4	2:54.67
19	127	3422382	BU Torstein	1995		4	2:57.29
20	130	3421845	GUNNULFSEN Mikael	1993		4	2:57.49
21	111	3420935	FALLA Marius Caspersen	1990		5	2:54.80
22	116	3181015	HAKALA Karri	1996		5	2:55.25
23	117	3180984	LEPISTO Lauri	1996		5	2:55.42
24	128	3501010	HAEGGSTROEM Johan	1992		5	2:57.46
25	129	3420360	ANDRESEN Ragnar Bragvin	1988		5	2:57.48
26	112	3420953	MOXNES Einar Flaktveit	1991		6	2:55.10
27	114	3421836	EK Aleksander Dyrberg	1993		6	2:55.14
28	121	3421807	SOLVANG Eirik	1993		6	2:56.10
29	123	3501346	THORN Viktor	1996		6	2:56.64
30	125	3500778	SILFVER Erik	1990		6	2:57.06
<b>Qualifying</b>							
31	3501085	DYVIK Karl-Johan	1993			2:57.53	
32	3500625	NORDSTROEM Gustav	1989			2:57.58	
33	3501224	HEDLUND Anton	1994			2:57.63	
34	3180175	HAEKAEMIES Antti	1986			2:57.69	
35	3422161	STADAAS Kasper	1994			2:57.97	
36	3421470	LOEFALD Hallvard	1992			2:58.08	
37	3421685	ASDOEL Eirik	1993			2:58.11	
38	3421154	NYENGET Martin Loewstroem	1992			2:58.16	
39	3421269	STOCK Daniel	1992			2:58.17	
40	3420594	LORENTSEN Eirik	1988			2:58.20	
41	3420573	BAKKEN Timo Andre	1989			2:58.21	

## CROSS-COUNTRY SCANDINAVIAN CUP FINAL

## MINI TOUR

## MEN SPRINT FINAL

## Ranking

Rank	Bib	Code	Name	Year	Nation	Result	Qualifying
42		3421123	HAMMERLUND Sindre Saetre	1992			2:58.29
43		3422106	HOLTH Chrisander Skjoenberg	1994			2:58.30
44		3390187	REMMELG Martin	1989			2:58.34
45		3421102	BAKKE Henrik	1992			2:58.69
46		3421601	GRAVE Nils Magnus Boeen	1991			2:58.76
47		3500880	JOHANSSON Emil	1991			2:58.77
48		3390169	KILP Marko	1993			2:58.84
49		3421051	DAHLEN Thomas Albertsen	1991			2:58.98
50		3420460	RENNEMO Anders Tettli	1988			2:59.02
51		3390167	ALEV Alvar Johannes	1993			2:59.09
52		3422405	ERIKSTAD Audun	1995			2:59.11
52		3422004	THORSTENSEN Erik Lippestad	1994			2:59.11
54		3421779	KRUEGER Simen Hegstad	1993			2:59.18
55		3421553	BAKKENE Eivind	1990			2:59.22
56		3421467	RUNDGREEN Mathias	1991			2:59.25
57		3180860	SARKKINEN Joonas	1994			2:59.32
58		3422028	HAGA Magne	1994			2:59.52
59		3422029	HOEL Johan	1994			2:59.70
60		3421660	RISETH Martin	1993			2:59.71
61		3422490	THON Martin	1995			2:59.76
62		3422246	PEDERSEN Krister Aaen	1994			2:59.83
63		3421578	JOHAUG JR. Karstein	1992			2:59.96
64		3180404	KETELAE Toni	1988			3:00.17
65		3420421	HELGESTAD Daniel Myrmael	1987			3:00.18
66		3780015	VAICIULIS Modestas	1989			3:00.25
67		3421033	DYRHOVDEN Joel	1989			3:00.30
68		3421645	AUNLI Lars Ove	1993			3:00.58
69		3180766	OJANSIVU Antti	1993			3:00.93
70		3422063	VESTLI Torstein	1994			3:01.00
71		3390103	TAMMJARV Karel	1989			3:01.10
72		3390170	POLLUSTE Mart Kevin	1994			3:01.18
73		3390189	KOLL Kristjan	1995			3:01.31
74		3390055	SELLIS Siim	1987			3:01.39
75		3500319	JONSSON Anders	1987			3:01.47
76		3500143	SVANEBO Anders	1984			3:01.49
77		3550114	BIKSE Indulis	1995			3:01.53
78		3421054	RAMSTAD Haakon	1991			3:01.59
78		3421855	MATHISEN Runar Skaug	1993			3:01.59
80		3501189	ENGSTROEM Jacob	1994			3:01.64
81		3422474	BRUVOLL Ole Joergen	1995			3:01.72
82		3421094	FRORUD Espen Udjus	1991			3:02.10
83		3421882	HAMNES Vegard	1993			3:02.12
84		3420672	SVEEN Simen Andreas	1988			3:02.29
85		3180878	EROLA Santeri	1994			3:02.66
86		3180693	HONKIMAA Antti	1992			3:02.69
87		3420977	DAHL Svein Halvor	1989			3:02.93
88		3421849	MYSEN Eirik	1993			3:02.94
89		3422208	BERG Stian	1994			3:03.17
90		3180791	MAKI-HEIKKILA Rikhard	1993			3:03.55
91		3422335	SKARPNORD Henrik	1995			3:03.74
92		3390207	ROOS Henri	1998			3:03.80
93		3500991	WESTBERG Karl-Johan	1992			3:03.91

## CROSS-COUNTRY SCANDINAVIAN CUP FINAL

## MINI TOUR

## MEN SPRINT FINAL

## Ranking







Rank	Bib	Code	Name	Year	Nation	Result	Qualifying
94		3180267	PAJUNOJA Aki	1985			3:03.92
95		3422359	WRIGHT Harald	1995			3:04.00
96		3422073	SUGAREN Oliver	1994			3:04.10
97		3780036	TERENTJEV Stepan	1996			3:04.25
98		3180515	KALLIO Vesa	1990			3:04.33
99		3390148	JAAMA Mattis	1992			3:04.54
100		3180350	MIKKOLAINEN Juha-Matti	1987			3:04.57
101		3421717	IVERSEN Mats	1993			3:04.76
102		3550147	VIGANTS Raimo	1999			3:04.86
103		3422059	HOLEN Espen Honganvik	1994			3:04.87
104		3421978	LARSEN Oeyvind	1994			3:05.00
105		3421522	THONER Halvor Korboel	1991			3:05.11
106		3422245	ULVANG Joergen Saeternes	1994			3:05.23
107		3422255	AARRESTAD Magnus Lian	1995			3:05.53
108		3421760	FOLKVORD Ingvar	1993			3:05.55
109		3501297	SANDSTROEM Bjoern	1995			3:05.77
110		3500879	ERIKSSON Gustav	1991			3:05.91
111		3421514	NILSEN Gjermund	1992			3:05.98
112		3390188	KORGE Kaarel Kasper	1996			3:06.20
113		3390142	VAHTRA Eno	1990			3:07.32
114		3180504	MAUNUKSELA Ville	1989			3:07.63
115		3501044	BRAENMARK Viktor	1992			3:07.67
116		3501183	LAGESON Simon	1994			3:07.98
117		3422521	AUGDAL Eirik Sverdrup	1995			3:08.11
118		3422021	TJELLE Johan	1994			3:08.66
119		3181031	TAKANEN Jyri	1995			3:09.40
120		3501259	EKSTROEM Axel	1995			3:09.41
121		3180587	SALMELIN Johan	1992			3:09.49
122		3422130	TORVIK Truls	1994			3:09.89
123		3422512	FLATAKER Erling Engesvold	1995			3:10.52
124		3390034	KARP Algo	1985			3:10.62
125		3390238	MOISTUS Robert Klen	1998			3:10.86
126		3250018	BIRGISSON Saevar	1988			3:11.11
127		3180218	SIMOLA Jani	1985			3:11.18
128		3422583	WESTGAARD Thomas Hjalmar	1995			3:11.30
129		3180870	MAKELA Juuso	1994			3:11.86
130		3180934	KARTANO Antti	1994			3:12.27
131		3180522	TIILIKAINEN Tino	1987			3:12.67
132		3421318	GJEMSE Magnus	1991			3:12.73
133		3422515	HAUGAN Sindre Oewre	1995			3:12.74
134		3421064	LIE Sturla	1992			3:12.97
135		3421776	ANDERSEN Fredrik Ole Oldereid	1993			3:13.18
136		3780027	JAKELIUNAS Lukas	1992			3:13.22
137		3390204	VAHER Kaspar	1996			3:14.68
138		3180813	PONTINEN Teemu	1994			3:14.72
139		3390208	AHTIAINEN Henri	1998			3:15.06
140		3390227	JAANIPERE Rico	1997			3:15.17
141		3390228	RATT Alvar	1998			3:16.87
142		3180413	PALOSAARI Heikki	1986			3:17.67
143		3390233	KORK Taimar	1997			3:17.71
144		3421659	RINGEN Anton Killi	1993			3:17.86
145		3390224	KARRI Kaarel	1998			3:18.73

## CROSS-COUNTRY SCANDINAVIAN CUP FINAL

## MINI TOUR

## MEN SPRINT FINAL

## Ranking

Rank	Bib	Code	Name	Year	Nation	Result	Qualifying
146		3390219	UHA Jyri	1997			3:20.73
147		3390239	NEEME Reigo	1997			3:21.61
148		3390232	KULLAMAA Kaarel	1996			3:22.04
149		3250023	KRISTINSSON Brynjar Leo	1988			3:22.24
150		3550174	SKEPS Alvis	1998			3:23.77
151		3550192	LIEPINS Karlis	1999			3:36.92

## Not classified

		3390240	HIMMA Martin	1999			Did Not Start
		3390229	KANGRO Kaivo-Mart	1998			Did Not Start
		3390230	SOESON Marten	1999			Did Not Start
		3390241	VAHER RISTO	1989			Did Not Start
		3180863	VINKANHARJU Waltteri	1995			Did Not Start
		3420784	KLEMOEN Eivind	1990			Did Not Start