

CROSS-COUNTRY SCANDINAVIAN CUP FINAL







MINI TOUR

Ladies 10 km F Pursuit


PURSUIT NET TIMES (Pure Times, Not Ranked By Finish Order)

Rank	Bib	Code	Name	Year	Nation	5 km	Time	Gap	Penalty
1	8	3425519	KVAALE Barbro	1992		12:11.3	24:33.1		
2	9	3425772	BJOERNSGAARD Marthe	1993		12:13.4	24:33.5	0.4	
3	7	3505675	SETTLIN Evelina	1992		12:15.7	24:38.1	5.0	
4	3	3505809	SUNDLING Jonna	1994		12:30.3	24:48.7	15.6	
5	10	3505449	SOEMSKAR Linn	1989		12:13.2	24:53.9	20.8	
6	19	3425355	SLIND Silje Oeyre	1988		12:26.0	25:06.7	33.6	
7	1	3425404	EIDE Mari	1989		12:30.6	25:09.0	35.9	
8	14	3185089	HAKALA Maija	1984		12:29.8	25:10.4	37.3	
9	30	3425539	KRISTOFFERSEN Emilie	1991		12:19.6	25:13.3	40.2	
10	12	3425896	THEODORSEN Silje	1994		12:25.7	25:14.1	41.0	
11	17	3505834	HENRIKSSON Sofia	1994		12:35.7	25:15.9	42.8	
12	16	3426003	HEIMDAL Lovise	1995		12:36.4	25:16.6	43.5	
13	29	3185299	RAHKOLA Hennariikka	1992		12:35.9	25:18.9	45.8	
14	5	3425669	KALVAA Anne Kjersti	1992		12:20.1	25:24.0	50.9	
15	13	3425902	GUSSIAAS Mari Stoeen	1994		12:45.9	25:24.6	51.5	
16	2	3425177	GJEITNES Kari Vikhagen	1985		12:40.7	25:24.8	51.7	
17	6	3425381	SVENDSEN Anna	1990		12:35.1	25:25.0	51.9	
18	4	3505591	NORDSTROEM Maria	1991		12:30.0	25:33.8	1:00.7	
19	35	3426110	SMEDAAS Magni	1995		12:40.7	25:37.2	1:04.1	
20	21	3185265	PITKAENEN Marjaana	1991		12:35.8	25:40.0	1:06.9	
21	18	3185579	MATINTALO Johanna	1996		12:45.2	25:50.1	1:17.0	
22	15	3425912	MURUD Thea Krokan	1994		12:43.3	25:53.2	1:20.1	
23	20	3505588	MOHLIN Elin	1991		13:01.2	25:58.4	1:25.3	
24	31	3425827	MOGSTAD Berit	1993		12:56.8	26:03.0	1:29.9	
25	33	3505096	GRAEFNINGS Maria	1985		12:53.2	26:03.5	1:30.4	
26	51	3185509	LONKA Katariina	1995		12:59.8	26:06.1	1:33.0	
27	28	3425565	MYRSETH Merete	1992		12:54.6	26:10.6	1:37.5	
28	27	3185333	UKKOLA Johanna	1993		12:58.1	26:12.5	1:39.4	
29	25	3505800	DAHLQVIST Maja	1994		12:57.4	26:17.2	1:44.1	
30	24	3425600	FLETEN Emilie	1992		12:37.6	26:17.8	1:44.7	32.0
31	36	3505614	LINDKVIST Ida	1991		12:50.0	26:18.9	1:45.8	
32	26	3425443	NAKSTAD Maria Stroem	1991		12:53.8	26:23.8	1:50.7	
33	44	3505681	ERKERS Frida	1992		13:07.3	26:24.8	1:51.7	
34	43	3425936	SUNDSVIK Line	1994		13:07.9	26:25.4	1:52.3	
35	23	3185501	NIIRANEN Krista	1993		13:11.5	26:32.7	1:59.6	
36	11	3185447	LYLYNPERA Katri	1994		13:00.2	26:35.2	2:02.1	
37	41	3425865	TJETLAND Renate Bergset	1994		13:09.3	26:36.9	2:03.8	
38	40	3505654	GLAENNERUD Caroline	1992		13:10.9	26:39.5	2:06.4	
39	32	3425590	JOERGENSEN Anniken	1992		13:26.6	26:43.9	2:10.8	
40	39	3426046	MADSEN Caroline	1995		13:16.4	26:51.8	2:18.7	
41	52	3185102	TARVONEN Silja	1985		13:23.4	26:52.8	2:19.7	
42	53	3185516	TORVINEN Petra	1994		13:21.7	26:59.5	2:26.4	
43	49	3395067	TAMMJARV Kati	1992		13:25.9	27:04.8	2:31.7	
44	22	3185514	JULIN Andrea	1994		13:24.6	27:12.0	2:38.9	
45	46	3185305	PAJUNOJA Maaret	1990		13:28.0	27:17.4	2:44.3	
46	34	3425837	NORDGAARDEN Sigrid	1993		13:21.6	27:20.1	2:47.0	
47	45	3426104	BONDEN Inger	1995		13:17.5	27:21.8	2:48.7	
48	59	3395114	TRUU Stine-lise	1999		13:45.6	27:28.7	2:55.6	
49	37	3505828	DYVIK Anna	1994		13:30.6	27:29.8	2:56.7	
50	57	3185371	NURMI Eeva	1992		13:44.3	27:39.7	3:06.6	
51	38	3185406	RANTALA Tiia	1992		13:39.7	27:42.9	3:09.8	
52	47	3425955	SNILDALSLI Wenche Aune	1994		13:38.7	27:48.9	3:15.8	
53	56	3505556	JOHANSSON Eva	1990		13:45.7	27:49.0	3:15.9	
54	55	3185414	KIVIKKO Noora	1990		13:47.0	27:55.2	3:22.1	
55	42	3426112	STENSETH Ane Appelkvist	1995		13:30.4	28:07.6	3:34.5	
56	62	3785032	KAZNACENKO Marija	1993		13:53.8	28:14.4	3:41.3	


CROSS-COUNTRY SCANDINAVIAN CUP FINAL
MINI TOUR
Ladies 10 km F Pursuit
PURSUIT NET TIMES (Pure Times, Not Ranked By Finish Order)

Rank	Bib	Code	Name	Year	Nation	5 km	Time	Gap	Penalty
57	48	3185242	VAHAMETSA Ruut	1988		13:55.4	28:17.9	3:44.8	
58	50	3425944	MIKKELSEN Henriette Heitmann	1994		13:57.4	28:18.9	3:45.8	
59	60	3555036	MUIZHNIECE Anda	1991		14:20.9	28:46.5	4:13.4	
60	54	3395104	PEEK Seila	1996		14:03.1	28:51.0	4:17.9	
61	61	3505740	IVARSSON Emma	1993		14:18.3	29:11.1	4:38.0	
62	64	3395110	KASEMETS Anette	1997		15:31.7	31:20.0	6:46.9	

Did Not Start (1)

63	3395120	LAURSOO Hanna Britt	1998	
----	---------	---------------------	------	---

Did Not Finish (1)

58	3426006	WOLLAN Karoline	1995	
----	---------	-----------------	------	---