

# Sella Nevea 2023 FIS Para Alpine Ski World Cup

## Downhill 2 (Women)

### Official ranking



LIVE-timing

#### COMPETITION JURY

TECHNICAL DELEGATE	Palovicova Jana	(SVK)
FIS RACE DIRECTOR	Skutelj Anja	(FIS)
CHIEF OF RACE	Wedam Walter	(ITA)
REFEREE	Sascha Kavelar	(AUT)
ASSISTANT REFEREE	Mauritz Trautner	(SUI)

#### WEATHER

CONDITIONS	Sunny
SNOW	Compact
AIR TEMPERATURE	0,0 °C

COURSESETTER	Blatmann Hans	(NOR)
FORERUNNERS	- A - Princi Davide	(ITA)
	- B - Maddalena Sebastiano	(ITA)
	- C - Sabidussi Ylenia	(ITA)

COURSE	Canin
START	1620 m
FINISH	1120 m
DROP	500 m
HOMOLOGATION	3412/12/19
GATES	28
DIRECTIONS	16
STARTING TIME	09:45

APPLIED PENALTY: 0,00      CALCULATED PENALTY: 26,96      F = 1330  
 Number of competitors: 8, Number of NSA: 6

Rnk	Bib	Name	Guide	Year	Nat	SpCl	Time H	Gap H	Points	Level 0 : WC Pts.
-----	-----	------	-------	------	-----	------	--------	-------	--------	-------------------

#### Women / Vision Impaired

1	1	CHOI Sara	Kim Junhyeong	2003		B2	59.76	69,56	50	
---	---	-----------	---------------	------	--	----	-------	-------	----	--

#### Women / Standing

1	5	RIEDER Anna-Maria		2000		LW9-1	56.79	0,00	100	
2	6	TURGEON Frederique		1999		LW2	57.48	0.69	16,16	80
3	4	RICHARD Aurelie		2005		LW6/8-2	58.57	1.78	41,69	60
4	3	ROTHFUSS Andrea		1989		LW6/8-2	1:00.60	3.81	89,23	50

Did Not Finish (1)

2		AARSJOE Ebba		2001		LW4				
---	--	--------------	--	------	--	-----	--	--	--	--

#### Women / Sitting

1	7	FORSTER Anna-Lena		1995		LW12-1	58.96	50,82	80	
---	---	-------------------	--	------	--	--------	-------	-------	----	--

Did Not Finish (1)

8		VAN BERGEN Barbara		1978		LW11				
---	--	--------------------	--	------	--	------	--	--	--	--

#### RECAP

Records:	8
Did Not Start:	0
NOT PERMITTED TO START:	0
Did Not Finish:	2
Disqualified:	0

**Sella Nevea 2023 FIS Para Alpine Ski World Cup**  
**Downhill 2 (Women)**  
**Official ranking**

Did Not Qualify for 2nd RUN:

**Technical Delegate: #731 Palovicova Jana (SVK)**

# Sella Nevea 2023 FIS Para Alpine Ski World Cup

## Downhill 2 (Women)

### Penalty calculation



Rnk	Bib	Name	Nat	Year	Category	SpCI	Points	Best 5	Race points
Best 10 at finish									
1	5	RIEDER Anna-Maria		2000	Standing	LW9-1	28,91	28,91	0,00
2	6	TURGEON Frederique		1999	Standing	LW2	40,71	40,71	16,16
3	4	RICHARD Aurelie		2005	Standing	LW6/8-2	50,57	50,57	41,69
4	7	FORSTER Anna-Lena		1995	Sitting	LW12-1	74,80	74,80	50,82
5	1	CHOI Sara		2003	Vision Impaired	B2	87,84	-	-
6	3	ROTHFUSS Andrea		1989	Standing	LW6/8-2	60,56	60,56	89,23

#### Best 5 at start

1	5	RIEDER Anna-Maria		2000	Standing	LW9-1	28,91		
DNF	8	VAN BERGEN Barbara		1978	Sitting	LW11	31,22		
2	6	TURGEON Frederique		1999	Standing	LW2	40,71		
3	4	RICHARD Aurelie		2005	Standing	LW6/8-2	50,57		
6	3	ROTHFUSS Andrea		1989	Standing	LW6/8-2	60,56		

(DNF: Did Not Finish, DSQ: Disqualified)

#### TOTAL

(B) List points of best 5 at start	211,97	
(A) List points of the best 5 to finish in top 10		255,55
(C) Race points of corresponding competitors		197,90

Calculated penalty (A + B - C) = 269,62 / 10	26,96
Correction value (Z)	0,00
Category adder	0,00
Applied penalty	(26,96) 0,00

Technical Delegate: #731 Palovicova Jana (SVK)



Bib Rnk Name Nat Sec.1 H (Rnk) Sec.2 H (Rnk) Time H Gap H Sec.1 Sec.2 Time Gap

#### Women / Vision Impaired

1	1	CHOI Sara		19.34 (1)	22.28 (1)	<b>59.76</b>		22.24	25.61	1:08.70	
---	---	-----------	--	-----------	-----------	--------------	--	-------	-------	---------	--

#### Women / Standing

2		AARSJOE Ebba		18.36	21.54	Did Not Finish		18.67	21.89		
3	4	ROTHFUSS Andrea		19.90 (4)	23.50 (4)	<b>1:00.60</b>	3.81	19.90	23.50	1:00.60	2.03
4	3	RICHARD Aurelie		19.33 (3)	22.59 (3)	<b>58.57</b>	1.78	19.33	22.59	58.57	
5	1	RIEDER Anna-Maria		19.18 (2)	21.98 (1)	<b>56.79</b>		21.41	24.53	1:03.38	4.81
6	2	TURGEON Frederique		18.85 (1)	22.18 (2)	<b>57.48</b>	0.69	20.59	24.22	1:02.77	4.20

#### Women / Sitting

7	1	FORSTER Anna-Lena		19.02 (1)	22.98 (1)	<b>58.96</b>		21.92	26.48	1:07.94	
8		VAN BERGEN Barbara		20.72		Did Not Finish		24.32			

#### Men / Vision Impaired

9	3	BERTAGNOLLI Giacomo		16.76 (3)	19.54 (3)	<b>50.97</b>	0.65	18.34	21.37	55.75	
10	2	DELEPLACE Hyacinthe		16.43 (1)	19.33 (2)	<b>50.54</b>	0.22	18.89	22.22	58.10	2.35
11	1	AIGNER Johannes		16.55 (2)	19.10 (1)	<b>50.32</b>		19.03	21.95	57.84	2.09
12	5	JENSEN Patrick		19.11 (4)	22.89 (5)	<b>1:00.76</b>	10.44	21.97	26.31	1:09.84	14.09
13	4	HWANG Mingyu		19.92 (5)	21.64 (4)	<b>58.72</b>	8.40	21.79	23.67	1:04.23	8.48

#### Men / Standing


14	3	GUIMOND Alexis		17.81 (5)	20.28 (3)	<b>53.25</b>	1.48	19.88	22.63	59.43	5.20
15	7	GMUER Theo		17.53 (4)	21.16 (8)	<b>54.50</b>	2.73	19.57	23.61	1:00.83	6.60
16	13	BAUCHET Arthur		17.04 (2)	25.17 (13)	<b>57.34</b>	5.57	18.11	26.75	1:00.94	6.71
17	1	CUCHE Robin		17.01 (1)	20.12 (1)	<b>51.77</b>		18.99	22.45	57.78	3.55
18	2	SALCHER Markus		17.51 (3)	20.88 (6)	<b>53.03</b>	1.26	19.55	23.30	59.18	4.95
19		LINDSTROEM Aaron		18.39	20.74	Did Not Finish		18.39	20.74		
20		HARAGHEY Andrew				Did Not Finish					
21		PAJANTSCHITSCH Nico		18.51	21.49	Did Not Finish		18.51	21.49		
22	5	BROISIN Jordan		17.99 (6)	20.56 (5)	<b>54.02</b>	2.25	18.29	20.90	54.91	0.68
23	9	PELLIZZARI Federico		18.52 (10)	21.23 (9)	<b>55.27</b>	3.50	18.52	21.23	55.27	1.04
24	4	WALSH Thomas Charles		18.00 (7)	20.16 (2)	<b>53.98</b>	2.21	18.30	20.49	54.87	0.64
25	6	BURNHAM Oscar		18.38 (9)	20.36 (4)	<b>54.23</b>	2.46	18.38	20.36	54.23	
26	11	PUIG DAVI Roger		18.16 (8)	22.62 (12)	<b>56.39</b>	4.62	19.28	24.00	59.85	5.62
27	12	HALGREN Patrick		19.17 (13)	21.55 (10)	<b>56.59</b>	4.82	20.94	23.53	1:01.80	7.57
28	10	KRESS Leander		19.02 (12)	21.56 (11)	<b>56.30</b>	4.53	20.77	23.55	1:01.48	7.25
29	8	KEEFE Jesse		18.71 (11)	20.99 (7)	<b>55.07</b>	3.30	19.02	21.34	55.98	1.75
30		KOIKE Gakuta		18.68	20.68	Did Not Finish		19.10	21.14		

## Sella Nevea 2023 FIS Para Alpine Ski World Cup











## Downhill 2

## Run analysis-Hdcp/NetTime

NetTime

Bib	Rnk	Name	Nat	Sec.1 H (Rnk)	Sec.2 H (Rnk)	Time H	Gap H	Sec.1	Sec.2	Time	Gap
31		RACHBAUER Manuel		19.21	23.06	Did Not Finish		20.39	24.47		

## Men / Sitting

32	3	OATWAY Kurt		17.68 (3)	19.48 (1)	<b>51.29</b>	0.75	20.38	22.44	59.10	0.92
33	4	DE LANGEN Niels		17.81 (4)	20.58 (6)	<b>52.53</b>	1.99	20.51	23.69	1:00.48	2.30
34	2	PEDERSEN Jesper		17.32 (1)	19.52 (2)	<b>51.03</b>	0.49	20.34	22.90	59.90	1.72
35	1	KAMPSCHREUR Jeroen		17.41 (2)	19.52 (2)	<b>50.54</b>		20.05	22.47	58.18	
36	7	PLANTEY Enrique		18.70 (8)	20.83 (7)	<b>54.66</b>	4.12	21.95	24.45	1:04.16	5.98
37		SUZUKI Takeshi		17.74	18.80	Did Not Finish		20.43	21.64		
38	8	PIERREL Victor		18.65 (7)	21.24 (8)	<b>55.54</b>	5.00	21.90	24.93	1:05.19	7.01
39	5	DRUGAN Ravi		18.39 (6)	19.52 (2)	<b>53.22</b>	2.68	21.18	22.47	1:01.27	3.09
40	6	ROWLAND Brian		18.36 (5)	20.55 (5)	<b>54.28</b>	3.74	21.56	24.11	1:03.71	5.53
41		HANLON Josh		18.89		Did Not Finish		21.75			