



Cortina 2023 FIS Para Alpine Ski World Cup

Giant 1 (Women)

Official ranking



COMPETITION JURY

TECHNICAL DELEGATE	Perko Bojan	(SLO)
FIS RACE DIRECTOR	Skutelj Anja	(FIS)
CHIEF OF RACE	Gobbo Matteo	(ITA)
REFEREE	Teitsma Falco	(NED)

WEATHER

CONDITIONS	Sunny
SNOW	Compact
AIR TEMPERATURE	-3,0 °C

E-timing

Run 1

COURSESETTER	Saori Ishil	(JPN)
FORERUNNERS	- A - Beghini Alessandro	(ITA)
	- B - Fernandez Samuel	(CHI)
COURSE	Olympia delle Tofane	
START	1900 m	
FINISH	1560 m	
DROP	340 m	
HOMOLOGATION	13959/01/21	
GATES	39	
DIRECTIONS	37	
STARTING TIME	09:15	

Run 2





	Sascha Kavelar	(AUT)
- A -	Beghini Alessandro	(ITA)
- B -	Fernandez Samuel	(CHI)
COURSE	Olympia delle Tofane	
START	1900 m	
FINISH	1560 m	
DROP	340 m	
HOMOLOGATION	13959/01/21	
GATES	40	
DIRECTIONS	38	
STARTING TIME	12:30	

APPLIED PENALTY: 0,00 CALCULATED PENALTY: -8,47
 Number of competitors: 22, Number of NSA: 15

F = 870

Rnk Bib Name Guide Year Nat SpCI Run 1 H (Rnk) Run 2 H (Rnk) Time H Gap H Points of 0 : WC Pts.

Women / Vision Impaired

1	3	MAZZEL Chiara	Casal Fabrizio	1996		B2	58.28 (1)	1:00.72 (1)	1:59.00	39,35	100
2	2	FITZPATRICK Menna	Guest Katie	1998		B2	1:01.14 (2)	1:02.00 (2)	2:03.14	4.14	70,99
3	6	CHOI Sara	Kim Junhyeong	2003		B2	1:03.48 (3)	1:03.17 (3)	2:06.65	7.65	97,81
4	7	BENNINK Maaïke	Klaveren van Dennis	1978		B2	1:16.44 (4)	1:15.26 (4)	2:31.70	32.70	289,24

Did Not Finish - Run 1 (3)

1	AIGNER Veronika	Aigner Elisabeth	2003		B2
4	STARY Elina	Stoss Anna-Jacqueline	2006		B2
5	NIKOU Eva	Profentzas Dimitris	2000		B2

Women / Standing

1	14	AARSJOE Ebba		2001		LW4	56.37 (1)	57.48 (1)	1:53.85	0,00	100
2	8	RIEDER Anna-Maria		2000		LW9-1	58.15 (2)	59.19 (2)	1:57.34	3.49	26,67
3	9	RICHARD Aurelie		2005		LW6/8-2	59.60 (3)	1:01.54 (3)	2:01.14	7.29	55,71
4	11	ROTHFUSS Andrea		1989		LW6/8-2	1:00.13 (4)	1:01.72 (4)	2:01.85	8.00	61,13
5	15	PETIT Claire		2004		LW2	1:07.23 (6)	1:08.68 (5)	2:15.91	22.06	168,57
6	13	JOHNSON Allie		1994		LW6/8-1	1:08.46 (7)	1:10.91 (6)	2:19.37	25.52	195,01
7	16	SMETISKO Lucija		2004		LW6/8-2	1:10.33 (8)	1:11.27 (7)	2:21.60	27.75	212,06

Did Not Finish - Run 1 (1)

12	VASPI Sheyne		2001		LW2
----	---------------------	--	------	---	-----

Did Not Start - Run 2 (1)

10	TURGEON Frederique		1999		LW2
----	---------------------------	--	------	---	-----

Cortina 2023 FIS Para Alpine Ski World Cup

Giant 1 (Women)

Official ranking

Rnk	Bib	Name	Guide	Year	Nat	SpCl	Run 1 H (Rnk)	Run 2 H (Rnk)	Time H	Gap H	Points	of 0 : WC Pts.
Women / Sitting												
1	17	FORSTER Anna-Lena		1995		LW12-1	1:04.02 (1)	1:05.35 (1)	2:09.37		118,60	100
2	20	PASCUAL SECO Audrey		2004		LW12-2	1:08.64 (2)	1:10.06 (2)	2:18.70	9.33	189,89	80
3	22	KIVIRANTA Nette		2001		LW11	1:11.42 (3)	1:16.95 (3)	2:28.37	19.00	263,79	60

Did Not Finish - Run 1 (2)

19	STEPHENS Laurie	1984		LW12-1
21	O'BRIEN Saylor	2003		LW12-1

Did Not Finish - Run 2 (1)

18	VAN BERGEN Barbara	1978		LW11
----	--------------------	------	--	------

RECAP	1st RUN	2nd RUN	
Records:			22
Did Not Start:	0	1	1
NOT PERMITTED TO START:	0	0	0
Did Not Finish:	6	1	7
Disqualified:	0	0	0
At Finish:	14		

Technical Delegate: #731 Palovicova Jana (SVK)

Cortina 2023 FIS Para Alpine Ski World Cup

Giant 1 (Women) Penalty calculation



LIVE timing
Race points

Rnk	Bib	Name	Nat	Year	Category	SpCl	Points	Best 5	Race points
Best 10 at finish									
1	14	AARSJOE Ebba		2001	Standing	LW4	0,00	0,00	0,00
2	8	RIEDER Anna-Maria		2000	Standing	LW9-1	8,32	8,32	26,67
3	3	MAZZEL Chiara		1996	Vision Impaired	B2	50,00	50,00	39,35
4	9	RICHARD Aurelie		2005	Standing	LW6/8-2	71,79	-	-
5	11	ROTHFUSS Andrea		1989	Standing	LW6/8-2	22,66	22,66	61,13
6	2	FITZPATRICK Menna		1998	Vision Impaired	B2	59,86	-	-
7	6	CHOI Sara		2003	Vision Impaired	B2	119,89	-	-
8	17	FORSTER Anna-Lena		1995	Sitting	LW12-1	24,54	24,54	118,60
9	15	PETIT Claire		2004	Standing	LW2	110,40	-	-
10	20	PASCUAL SECO Audrey		2004	Sitting	LW12-2	155,38	-	-

Best 5 at start

DNF	1	AIGNER Veronika		2003	Vision Impaired	B2	0,00		
1	14	AARSJOE Ebba		2001	Standing	LW4	0,00		
2	8	RIEDER Anna-Maria		2000	Standing	LW9-1	8,32		
5	11	ROTHFUSS Andrea		1989	Standing	LW6/8-2	22,66		
8	17	FORSTER Anna-Lena		1995	Sitting	LW12-1	24,54		

(DNF: Did Not Finish, DSQ: Disqualified)

TOTAL

(B) List points of best 5 at start	55,52	
(A) List points of the best 5 to finish in top 10		105,52
(C) Race points of corresponding competitors		245,75
Calculated penalty (A + B - C) = -84,71 / 10	-8,47	
Correction value (Z)	0,00	
Category adder	0,00	
Applied penalty	(-8,47)	0,00

Technical Delegate: #953 Bojan Perko (SLO)



Cortina 2023 FIS Para Alpine Ski World Cup

Giant 1

Run analysis-Hdcp/NetTime



LIVE timing

Bib	Rnk	Name	Nat	Sec.1 H (Rnk)	Sec.2 H (Rnk)	Time H	Gap H	Sec.1	Sec.2	Time	Gap
-----	-----	------	-----	---------------	---------------	--------	-------	-------	-------	------	-----

Women / Vision Impaired

1		AIGNER Veronika				Did Not Finish					
2	2	FITZPATRICK Menna		30.83 (2)	30.31 (2)	1:01.14	2.86	35.75	35.14	1:10.89	3.31
3	1	MAZZEL Chiara		29.99 (1)	28.29 (1)	58.28		34.78	32.80	1:07.58	
4		STARY Elina				Did Not Finish					
5		NIKOU Eva				Did Not Finish					
6	3	CHOI Sara		32.65 (3)	30.83 (3)	1:03.48	5.20	37.86	35.74	1:13.60	6.02
7	4	BENNINK Maaïke		39.62 (4)	36.82 (4)	1:16.44	18.16	45.94	42.69	1:28.63	21.05

Women / Standing

8	2	RIEDER Anna-Maria		30.74 (2)	27.41 (2)	58.15	1.78	35.35	31.52	1:06.87	8.82
9	3	RICHARD Aurelie		31.11 (3)	28.49 (3)	59.60	3.23	31.11	28.49	59.60	1.55
10	5	TURGEON Frederique		32.44 (5)	29.91 (5)	1:02.35	5.98	37.14	34.24	1:11.38	13.33
11	4	ROTHFUSS Andrea		31.22 (4)	28.91 (4)	1:00.13	3.76	31.22	28.91	1:00.13	2.08
12		VASPI Sheyne				Did Not Finish					
13	7	JOHNSON Allie		35.66 (7)	32.80 (7)	1:08.46	12.09	37.01	34.04	1:11.05	13.00
14	1	AARSJOE Ebba		29.94 (1)	26.43 (1)	56.37		30.83	27.22	58.05	
15	6	PETIT Claire		34.99 (6)	32.24 (6)	1:07.23	10.86	40.06	36.91	1:16.97	18.92
16	8	SMETISKO Lucija		37.27 (8)	33.06 (8)	1:10.33	13.96	37.27	33.06	1:10.33	12.28

Women / Sitting

17	1	FORSTER Anna-Lena		33.26 (1)	30.76 (1)	1:04.02		39.77	36.78	1:16.55	
18	4	VAN BERGEN Barbara		37.53 (3)	35.17 (4)	1:12.70	8.68	46.50	43.56	1:30.06	13.51
19		STEPHENS Laurie				Did Not Finish					
20	2	PASCUAL SECO Audrey		35.99 (2)	32.65 (3)	1:08.64	4.62	42.86	38.88	1:21.74	5.19
21		O'BRIEN Saylor				Did Not Finish					
22	3	KIVIRANTA Nette		39.26 (4)	32.16 (2)	1:11.42	7.40	48.64	39.84	1:28.48	11.93

Men / Vision Impaired

23		BERTAGNOLLI Giacomo		28.92	25.84	Disqualified		32.50	29.03		
24	3	KUBACKA Marek		31.81 (4)	30.07 (4)	1:01.88	7.94	52.85	49.95	1:42.80	40.25
25		DELEPLACE Hyacinthe		28.01		Did Not Finish		32.48			
26	1	AIGNER Johannes		27.91 (1)	26.03 (1)	53.94		32.37	30.18	1:02.55	
27	4	RAUEN Alexander		32.98 (5)	29.49 (3)	1:02.47	8.53	37.06	33.14	1:10.20	7.65
28	6	LEACH Logan		33.25 (6)	30.51 (5)	1:03.76	9.82	37.36	34.29	1:11.65	9.10
29	2	HWANG Mingyu		30.84 (2)	28.59 (2)	59.43	5.49	34.66	32.12	1:06.78	4.23
30	5	JENSEN Patrick		31.80 (3)	30.83 (6)	1:02.63	8.69	36.87	35.75	1:12.62	10.07

Men / Standing

31	10	BAUCHET Arthur		30.49 (15)	26.22 (4)	56.71	2.62	33.25	28.60	1:01.85	7.70
----	----	-----------------------	--	------------	-----------	--------------	------	-------	-------	---------	------

Cortina 2023 FIS Para Alpine Ski World Cup

Giant 1

Run analysis-Hdcp/NetTime

Bib	Rnk	Name	Nat	Sec.1 H (Rnk)	Sec.2 H (Rnk)	Time H	Gap H	Sec.1	Sec.2	Time	Gap
32	11	BURNHAM Oscar		29.81 (10)	27.03 (11)	56.84	2.75	29.81	27.03	56.84	2.69
33		BROISIN Jordan				Did Not Finish					
34	3	PELLIZZARI Federico		28.85 (5)	25.30 (1)	54.15	0.06	28.85	25.30	54.15	
35	7	KIIVERI Santeri		29.29 (6)	26.90 (9)	56.19	2.10	30.40	27.92	58.32	4.17
36	8	PAJANTSCHITSCH Nico		30.08 (11)	26.42 (6)	56.50	2.41	30.08	26.42	56.50	2.35
37	12	SEGERS Jules		30.26 (12)	26.60 (7)	56.86	2.77	32.96	28.96	1:01.92	7.77
38	5	WALSH Thomas Charles		28.54 (3)	27.08 (12)	55.62	1.53	29.39	27.88	57.27	3.12
39	4	CUCHE Robin		28.68 (4)	26.78 (8)	55.46	1.37	32.98	30.79	1:03.77	9.62
40		HALGREN Patrick				Did Not Finish					
41	9	SALCHER Markus		29.73 (8)	26.92 (10)	56.65	2.56	34.19	30.95	1:05.14	10.99
42	18	PUIG DAVI Roger		31.04 (17)	28.78 (19)	59.82	5.73	33.81	31.34	1:05.15	11.00
43	1	GUIMOND Alexis		27.99 (1)	26.10 (3)	54.09		32.19	30.01	1:02.20	8.05
44	2	GMUER Theo		28.35 (2)	25.76 (2)	54.11	0.02	32.60	29.62	1:02.22	8.07
45		PFYL Thomas				Did Not Finish					
46	13	KEEFE Jesse		29.78 (9)	27.29 (13)	57.07	2.98	30.67	28.10	58.77	4.62
47	6	LINDSTROEM Aaron		29.48 (7)	26.39 (5)	55.87	1.78	29.48	26.39	55.87	1.72
48	15	NILSSON GRASTO Marcus		30.83 (16)	27.71 (15)	58.54	4.45	32.73	29.41	1:02.14	7.99
49	20	HARAGHEY Andrew		31.98 (20)	28.47 (18)	1:00.45	6.36	37.92	33.74	1:11.66	17.51
50	14	BENDOTTI Davide		30.45 (14)	27.60 (14)	58.05	3.96	34.86	31.60	1:06.46	12.31
51		KOIKE Gakuta		30.65		Did Not Finish		31.81			
52	16	TAKAHASHI Kohei		30.28 (13)	28.83 (20)	59.11	5.02	32.98	31.39	1:04.37	10.22
53	17	KRESS Leander		31.07 (18)	28.26 (16)	59.33	5.24	35.57	32.36	1:07.93	13.78
54	19	SKOGLUND Arvid		31.69 (19)	28.44 (17)	1:00.13	6.04	31.69	28.44	1:00.13	5.98
55	21	RACHBAUER Manuel		32.96 (22)	29.66 (21)	1:02.62	8.53	35.90	32.30	1:08.20	14.05
56	22	VAVERKA Tomas		32.67 (21)	30.48 (22)	1:03.15	9.06	35.58	33.19	1:08.77	14.62

Men / Sitting

57	1	PEDERSEN Jesper		28.61 (1)	25.85 (2)	54.46		35.44	32.02	1:07.46	2.25
58	10	BRAZ-DAGAND Lou		32.04 (11)	27.39 (7)	59.43	4.97	40.28	34.43	1:14.71	9.50
59	7	MORII Taiki		30.41 (6)	27.34 (6)	57.75	3.29	37.68	33.86	1:11.54	6.33
60		KURKA Andrew				Did Not Finish					
61	5	PIERREL Victor		30.52 (7)	26.89 (5)	57.41	2.95	37.81	33.31	1:11.12	5.91
62	13	DRUGAN Ravi		33.70 (13)	29.38 (13)	1:03.08	8.62	40.13	34.99	1:15.12	9.91
63	6	SUZUKI Takeshi		29.77 (4)	27.85 (8)	57.62	3.16	35.45	33.17	1:08.62	3.41
64	4	DE LANGEN Niels		29.85 (5)	26.49 (3)	56.34	1.88	35.55	31.54	1:07.09	1.88
65	2	KAMPSCHREUR Jeroen		28.99 (2)	25.77 (1)	54.76	0.30	34.53	30.68	1:05.21	
66	15	BREWER Matthew Ryan		39.61 (15)	31.48 (14)	1:11.09	16.63	47.17	37.49	1:24.66	19.45
67	3	OATWAY Kurt		29.25 (3)	26.62 (4)	55.87	1.41	34.98	31.83	1:06.81	1.60
68	8	PLANTEY Enrique		30.64 (9)	27.92 (9)	58.56	4.10	37.96	34.58	1:12.54	7.33
69		DE SILVESTRO Rene'		44.34		Did Not Finish		53.02			
70	9	BISQUERTT HUDSON Nicolas		30.53 (8)	28.15 (11)	58.68	4.22	38.39	35.38	1:13.77	8.56
71		HANLON Josh				Did Not Start					
72		SPEKSNIJDER Thijn				Did Not Finish					
73	12	BALCHEN Magnus Valoe		31.90 (10)	28.60 (12)	1:00.50	6.04	38.15	34.19	1:12.34	7.13
74	11	ROWLAND Brian		32.13 (12)	28.12 (10)	1:00.25	5.79	39.80	34.84	1:14.64	9.43
75	14	DAMAS Christophe		36.60 (14)	34.48 (15)	1:11.08	16.62	43.77	41.22	1:24.99	19.78


Cortina 2023 FIS Para Alpine Ski World Cup
Giant 1
Run analysis 2











LIVE timing

Bib	Rnk	Name	Nat	Sec.1 H (Rnk)	Sec.2 H (Rnk)	Time H	Gap H	Sec.1	Sec.2	Time	Gap
-----	-----	------	-----	---------------	---------------	--------	-------	-------	-------	------	-----







Women / Vision Impaired

1		AIGNER Veronika									
2	2	FITZPATRICK Menna		31.71 (3)	30.29 (2)	1:02.00	1.28	36.77	35.12	1:11.89	1.48
3	1	MAZZEL Chiara		30.94 (1)	29.78 (1)	1:00.72		35.88	34.53	1:10.41	
4		STARY Elina									
5		NIKOU Eva									
6	3	CHOI Sara		31.68 (2)	31.49 (3)	1:03.17	2.45	36.74	36.51	1:13.25	2.84
7	4	BENNINK Maaïke		38.71 (4)	36.55 (4)	1:15.26	14.54	44.89	42.37	1:27.26	16.85









Women / Standing

8	2	RIEDER Anna-Maria		30.56 (2)	28.63 (2)	59.19	1.71	35.14	32.92	1:08.06	8.87
9	3	RICHARD Aurelie		31.45 (3)	30.09 (3)	1:01.54	4.06	31.45	30.09	1:01.54	2.35
10		TURGEON Frederique				Did Not Start					
11	4	ROTHFUSS Andrea		31.56 (4)	30.16 (4)	1:01.72	4.24	31.56	30.16	1:01.72	2.53
12		VASPI Sheyne									
13	6	JOHNSON Allie		36.33 (6)	34.58 (6)	1:10.91	13.43	37.71	35.88	1:13.59	14.40
14	1	AARSJOE Ebba		29.82 (1)	27.66 (1)	57.48		30.71	28.48	59.19	
15	5	PETIT Claire		35.07 (5)	33.61 (5)	1:08.68	11.20	40.16	38.47	1:18.63	19.44
16	7	SMETISKO Lucija		36.35 (7)	34.92 (7)	1:11.27	13.79	36.35	34.92	1:11.27	12.08

Women / Sitting

17	1	FORSTER Anna-Lena		33.79 (1)	31.56 (1)	1:05.35		40.41	37.73	1:18.14	
18		VAN BERGEN Barbara				Did Not Finish					
19		STEPHENS Laurie									
20	2	PASCUAL SECO Audrey		36.23 (2)	33.83 (2)	1:10.06	4.71	43.15	40.28	1:23.43	5.29
21		O'BRIEN Saylor									
22	3	KIVIRANTA Nette		41.18 (3)	35.77 (3)	1:16.95	11.60	51.01	44.32	1:35.33	17.19

Men / Vision Impaired

23		BERTAGNOLLI Giacomo									
24	2	KUBACKA Marek		30.21 (2)	29.70 (2)	59.91	3.12	50.19	49.33	1:39.52	33.67
25		DELEPLACE Hyacinthe									
26	1	AIGNER Johannes		29.13 (1)	27.66 (1)	56.79		33.78	32.07	1:05.85	
27	5	RAUEN Alexander		33.09 (5)	30.14 (4)	1:03.23	6.44	37.19	33.86	1:11.05	5.20
28	6	LEACH Logan		33.16 (6)	31.67 (6)	1:04.83	8.04	37.26	35.59	1:12.85	7.00
29	3	HWANG Mingyu		32.37 (4)	30.08 (3)	1:02.45	5.66	36.38	33.79	1:10.17	4.32
30	4	JENSEN Patrick		31.98 (3)	30.86 (5)	1:02.84	6.05	37.08	35.78	1:12.86	7.01

Men / Standing

31	1	BAUCHET Arthur		28.41 (1)	27.02 (1)	55.43		30.99	29.46	1:00.45	2.89
----	---	-----------------------	---	-----------	-----------	--------------	--	-------	-------	---------	------

Cortina 2023 FIS Para Alpine Ski World Cup

Giant 1

Run analysis 2

Bib	Rnk	Name	Nat	Sec.1 H (Rnk)	Sec.2 H (Rnk)	Time H	Gap H	Sec.1	Sec.2	Time	Gap
32	4	BURNHAM Oscar		29.39 (4)	28.17 (3)	57.56	2.13	29.39	28.17	57.56	
33		BROISIN Jordan									
34	9	PELLIZZARI Federico		30.46 (10)	28.26 (6)	58.72	3.29	30.46	28.26	58.72	1.16
35		KIIVERI Santeri		30.16		Did Not Finish		31.30			
36	12	PAJANTSCHITSCH Nico		31.03 (14)	28.24 (5)	59.27	3.84	31.03	28.24	59.27	1.71
37	6	SEGERS Jules		30.10 (8)	28.17 (3)	58.27	2.84	32.78	30.68	1:03.46	5.90
38	5	WALSH Thomas Charles		29.67 (5)	28.32 (7)	57.99	2.56	30.56	29.15	59.71	2.15
39	8	CUCHE Robin		29.98 (7)	28.67 (11)	58.65	3.22	34.48	32.96	1:07.44	9.88
40		HALGREN Patrick									
41	10	SALCHER Markus		30.43 (9)	28.52 (10)	58.95	3.52	34.99	32.80	1:07.79	10.23
42	14	PUIG DAVI Roger		31.05 (15)	29.91 (14)	1:00.96	5.53	33.82	32.57	1:06.39	8.83
43	2	GUIMOND Alexis		28.73 (2)	27.24 (2)	55.97	0.54	33.04	31.32	1:04.36	6.80
44	3	GMUER Theo		28.91 (3)	28.34 (8)	57.25	1.82	33.25	32.58	1:05.83	8.27
45		PFYL Thomas									
46	11	KEEFE Jesse		30.58 (11)	28.68 (12)	59.26	3.83	31.49	29.53	1:01.02	3.46
47	6	LINDSTROEM Aaron		29.89 (6)	28.38 (9)	58.27	2.84	29.89	28.38	58.27	0.71
48	15	NILSSON GRASTO Marcus		31.28 (16)	29.69 (13)	1:00.97	5.54	33.20	31.52	1:04.72	7.16
49	19	HARAGHEY Andrew		32.55 (19)	31.06 (19)	1:03.61	8.18	38.59	36.82	1:15.41	17.85
50	13	BENDOTTI Davide		30.62 (12)	30.14 (17)	1:00.76	5.33	35.06	34.51	1:09.57	12.01
51		KOIKE Gakuta									
52	16	TAKAHASHI Kohei		30.87 (13)	31.00 (18)	1:01.87	6.44	33.62	33.76	1:07.38	9.82
53	18	KRESS Leander		32.60 (20)	30.09 (16)	1:02.69	7.26	37.33	34.44	1:11.77	14.21
54	16	SKOGLUND Arvid		31.92 (17)	29.95 (15)	1:01.87	6.44	31.92	29.95	1:01.87	4.31
55	21	RACHBAUER Manuel		34.14 (21)	32.33 (21)	1:06.47	11.04	37.18	35.21	1:12.39	14.83
56	20	VAVERKA Tomas		32.40 (18)	32.18 (20)	1:04.58	9.15	35.29	35.04	1:10.33	12.77

Men / Sitting

57	1	PEDERSEN Jesper		28.34 (1)	26.83 (3)	55.17		35.11	33.23	1:08.34	2.01
58	6	BRAZ-DAGAND Lou		31.13 (5)	29.37 (7)	1:00.50	5.33	39.14	36.92	1:16.06	9.73
59	7	MORII Taiki		31.23 (6)	29.63 (8)	1:00.86	5.69	38.69	36.70	1:15.39	9.06
60		KURKA Andrew									
61	8	PIERREL Victor		31.28 (7)	30.21 (10)	1:01.49	6.32	38.75	37.42	1:16.17	9.84
62	11	DRUGAN Ravi		33.85 (11)	29.68 (9)	1:03.53	8.36	40.31	35.34	1:15.65	9.32
63	10	SUZUKI Takeshi		31.29 (8)	32.06 (11)	1:03.35	8.18	37.26	38.18	1:15.44	9.11
64	3	DE LANGEN Niels		33.31 (10)	24.93 (1)	58.24	3.07	39.67	29.69	1:09.36	3.03
65	2	KAMPSCHREUR Jeroen		29.04 (2)	26.66 (2)	55.70	0.53	34.58	31.75	1:06.33	
66	13	BREWER Matthew Ryan		38.93 (12)	34.95 (13)	1:13.88	18.71	46.36	41.62	1:27.98	21.65
67	4	OATWAY Kurt		30.41 (3)	28.38 (5)	58.79	3.62	36.37	33.93	1:10.30	3.97
68	5	PLANTEY Enrique		30.87 (4)	28.29 (4)	59.16	3.99	38.24	35.05	1:13.29	6.96
69		DE SILVESTRO Rene'									
70	9	BISQUERTT HUDSON Nicolas		32.54 (9)	29.04 (6)	1:01.58	6.41	40.91	36.51	1:17.42	11.09
71		HANLON Josh									
72		SPEKSNIJDER Thijn									
73		BALCHEN Magnus Valoe		33.50	29.63	Disqualified		40.06	35.43		
74		ROWLAND Brian		34.64		Did Not Finish		42.92			
75	12	DAMAS Christophe		39.08 (13)	32.96 (12)	1:12.04	16.87	46.73	39.41	1:26.14	19.81