

Men's 10 km Free Technique LW4 - Results

Rank	Athlete	NPC		Date	Time	Factor	Real Time	
1	JOENSBERG Aage	NOR	 Norway		0:26:45.8	97	27:35.5	
2	FAVRE Andre	FRA	 France		0:27:09.8	97	28:00.3	
3	PIEKSAEMAEKI Kalervo	FIN	 Finland		0:27:18.1	97	28:08.8	
4	MAHLER Wolfgang	GER	 Germany		0:28:06.3	97	28:58.5	
5	SCHWER Reinhold	GER	 Germany		0:30:03.4	97	30:59.2	
6	PONOMAREV Victor	RUS	 Russia		0:32:33.6	97	33:34.1	
7	KHOLKIN Nikolai	BLR	 Belarus		0:33:39.9	92	36:35.6	
8	PETRATCHOUK Vassili	BLR	 Belarus		0:34:28.1	97	35:32.1	
	CRENSHAW Michael	USA	 United States of America					DNS




Men's 10 km Free Technique LW5/7 - Results

Rank	Athlete	NPC		Date	Time	Factor	Real Time	
1	KOS Marcin	POL	 Poland		0:27:14.9	90	30:16.6	
2	HECKER Axel	GER	 Germany		0:28:19.2	90	31:28.0	
3	SZLEZAK Jerzy	POL	 Poland		0:30:23.3	90	33:45.9	
4	WISNIEWSKI Jaroslaw	POL	 Poland		0:31:26.0	90	34:55.6	
5	NORDSETH Roger	SWE	 Sweden		0:32:34.8	90	36:12.0	
6	KUT Matthew	USA	 United States of America		0:33:10.0	90	36:51.2	
7	MOELSAE Pauli	FIN	 Finland		0:33:38.9	90	37:23.3	

Men's 10 km Free Technique LW2/3/9 - Results

Rank	Athlete	NPC		Date	Time	Factor	Real Time	
1	GAESS Roland	GER	 Germany		0:26:00.7	87	29:54.0	
2	LILLEBERG Svein	NOR	 Norway		0:27:01.7	87	31:04.1	
3	VINANTE Ernesto	ITA	 Italy		0:28:10.4	87	32:23.0	
4	NORDSETH Wiggo	NOR	 Norway		0:28:13.3	87	32:26.4	
5	KAEMI Samuli	FIN	 Finland		0:29:40.8	87	34:06.9	
6	KOSTRIJKOV Victor	RUS	 Russia		0:30:04.9	87	34:34.6	
7	DABROWSKI Jaroslaw	POL	 Poland		0:30:05.1	87	34:34.9	
8	KOLODZIEJ Jan	POL	 Poland		0:30:22.6	84	36:09.8	
9	PEREZ TELLO Miguel Angel	ESP	 Spain		0:31:18.2	84	37:16.0	
10	SULKOWSKI Piotr	POL	 Poland		0:31:35.0	84	37:36.0	
11	HARRISON Joe	CAN	 Canada		0:31:40.0	87	36:24.0	
12	EVANG Kjetil	NOR	 Norway		0:33:38.1	93	36:10.0	

Men's 10 km Free Technique LW6/8 - Results

Rank	Athlete	NPC		Date	Time	Factor	Real Time	
1	OELSNER Thomas	GER		Germany		0:24:55.3	95	26:14.0
2	FURRER Bernhard	SUI		Switzerland		0:25:54.9	95	27:16.8
3	ARVIER Jean-Yves	FRA		France		0:26:26.1	95	27:49.6
4	FEGER Theo	GER		Germany		0:26:31.1	95	27:54.9
5	GRIP Jouko	FIN		Finland		0:26:43.6	95	28:08.0
6	GATTINGER Josef	GER		Germany		0:28:10.7	95	29:39.7
7	MIETTINEN Heikki	FIN		Finland		0:28:27.7	95	29:57.6
8	STEWART William	USA		United States of America		0:29:07.5	95	30:39.5
9	DONZEL Bernard	FRA		France		0:29:16.6	95	30:49.1
10	LAUPRETRE Paul	FRA		France		0:29:49.9	95	31:24.2
11	PIETRZYK Andrzej	POL		Poland		0:29:53.5	95	31:27.9
12	KLICNIK Bernhard	AUT		Austria		0:30:10.4	95	31:45.7
13	HOLM Terje	NOR		Norway		0:30:30.3	95	32:06.7
14	LACROIX Emmanuel	FRA		France		0:31:11.4	95	32:49.9
15	TAURIAINEN Arto	FIN		Finland		0:31:40.0	95	33:20.0
16	DAMIAN Marian	POL		Poland		0:31:47.2	95	33:27.6
	PICKL Wolfgang	AUT		Austria				DNS