



Results

成绩

Jury

Technical Delegate	CARZERI Simone	ITA
WPAS Race Director	SKUTELJ SVETIC Anja	WPAS
Chief of Race	LIU Jin	CHN
Referee	RYDING Jo	GBR
Start Referee	SAWANO Hiroshi	JPN
Finish Referee	DOJCINOVIC Jelena	BIH

Video Controller	SAWICKI Ozzie	CAN
WPAS OVR Race Administrator	NEMCIC Ivan	WPAS

Race Information Run 1

Course Setter	GROS Davide	ITA
Gates/Turning Gates	41/40	
Start Time	8:30	

Technical Data

Course Name	Ice River
Start Altitude	1863m
Finish Altitude	1501m
Vertical Drop	362m
WPAS Homologation Number	13888/12/20

Race Information Run 2

Course Setter	RUER Benjamin	FRA
Gates/Turning Gates	40/37	
Start Time	12:30	

Number of Competitors: 12 Number of NPCs: 10

Rank	Bib Name	Sport Class	YB	NPC Code	Run 1	IT1	IT2	Run 2	Result	Diff.	Race Pts.
1	6 AIGNER Johannes Guide: FLEISCHMANN Matteo	B2	2005	AUT	55.91 (2)	21.61	39.27	53.43 (1)	1:49.34		0.00
2	2 BERTAGNOLLI Giacomo Guide: RAVELLI Andrea	B3	1999	ITA	54.88 (1)	23.06	41.28	56.14 (2)	1:51.02	1.68	13.37
3	1 HARAUS Miroslav Guide: HUDIK Maros	B2	1986	SVK	57.24 (3)	23.45	42.09	57.68 (4)	1:54.92	5.58	44.40
4	3 KUBACKA Marek Guide: ZATOVICOVA Maria	B1	1988	SVK	58.95 (5)	22.50	41.98	57.52 (3)	1:56.47	7.13	56.73
5	4 SIMPSON Neil Guide: SIMPSON Andrew	B3	2002	GBR	1:00.81 (6)	23.64	42.84	58.64 (5)	1:59.45	10.11	80.44
6	8 HETMER Patrik Guide: MACALA Miroslav	B2	1983	CZE	1:11.77(10)	26.14	48.03	1:05.99 (6)	2:17.76	28.42	226.13
7	12 MIZDRAK Damir Guide: COCH Marija	B2	1991	CRO	1:15.60(11)	29.27	52.79	1:12.45 (7)	2:28.05	38.71	308.01

DID NOT FINISH RUN 2: 4 competitors

7	DELEPLACE Hyacinthe Guide: JOURDAN Maxime	B2	1989	FRA
9	LEACH Logan Guide: PETIT Julien	B3	2002	CAN
10	HWANG Mingyu Guide: HAN Sehyeon	B3	1996	KOR
11	JENSEN Patrick Guide: HODGSON Amelia	B2	1996	AUS

DID NOT FINISH RUN 1: 1 competitor

5	KRAKO Jakub Guide: BROZMAN Branislav	B2	1990	SVK
---	---	----	------	-----



Results 成绩

Number of Competitors: 12 Number of NPCs: 10

Rank	Bib Name	Sport Class	YB	NPC Code	Run 1	IT1	IT2	Run 2	Result	Diff.	Race Pts.
------	----------	-------------	----	----------	-------	-----	-----	-------	--------	-------	-----------

Forerunners:											
Run 1:	A - GUO Quing	CHN	B - ZHU Yanan	CHN	C - ZHANG Yuying	CHN					
Run 2:	A - GUO Quing	CHN	B - ZHU Yanan	CHN	C - ZHANG Yuying	CHN					

Conditions on course:											
Run 1	SUNNY	Snow: ICY	Temperature - Start:	4°C	Temperature - Finish:	6°C					
Run 2	SUNNY	Snow: GRANULAR	Temperature - Start:	10°C	Temperature - Finish:	16°C					

Legend:											
Diff.	Difference	IT1	Intermediate time 1	IT2	Intermediate time 2	YB	Year of Birth				

THU 10 MAR 2022 / Yanqing National Alpine Skiing Centre (CHN) / 03030



Results

成绩

Jury

Technical Delegate	CARZERI Simone	ITA
WPAS Race Director	SKUTELJ SVETIC Anja	WPAS
Chief of Race	LIU Jin	CHN
Referee	RYDING Jo	GBR
Start Referee	SAWANO Hiroshi	JPN
Finish Referee	DOJCINOVIC Jelena	BIH

Video Controller	SAWICKI Ozzie	CAN
WPAS OVR Race Administrator	NEMCIC Ivan	WPAS

Race Information Run 1

Course Setter	GROS Davide	ITA
Gates/Turning Gates	41/40	
Start Time	8:30	

Technical Data

Course Name	Ice River
Start Altitude	1863m
Finish Altitude	1501m
Vertical Drop	362m
WPAS Homologation Number	13888/12/20

Race Information Run 2

Course Setter	RUER Benjamin	FRA
Gates/Turning Gates	40/37	
Start Time	12:30	

Number of Competitors: 44 Number of NPCs: 22

Rank	Bib Name	Sport Class	YB	NPC Code	Run 1	IT1	IT2	Run 2	Result	Diff.	Race Pts.
1	22 KIIVERI Santeri	LW6/8-1	2000	FIN	57.98 (2)	23.59	42.17	57.42 (3)	1:55.40		48.22
2	13 WALSH Thomas Charles	LW4	1995	USA	57.60 (1)	23.44	42.73	57.84 (5)	1:55.44	0.04	48.54
3	19 BAUCHET Arthur	LW3	2000	FRA	59.19 (6)	23.19	41.27	56.70 (1)	1:55.89	0.49	52.12
4	14 PELIZZARI Federico	LW6/8-2	2000	ITA	58.77 (4)	24.01	42.34	57.59 (4)	1:56.36	0.96	55.86
5	15 GMUER Theo	LW9-1	1996	SUI	58.36 (3)	23.97	42.95	58.56 (7)	1:56.92	1.52	60.31
6	42 WHITLEY James	LW5/7-3	1997	GBR	1:01.08(12)	23.63	41.86	57.30 (2)	1:58.38	2.98	71.93
7	28 BURNHAM Oscar	LW6/8-2	1999	FRA	1:00.11(10)	24.09	42.97	58.34 (6)	1:58.45	3.05	72.49
8	27 LIANG Jingyi	LW9-1	2002	CHN	58.87 (5)	25.42	44.02	59.60(12)	1:58.47	3.07	72.65
9	26 PAJANTSCHITSCH Nico	LW6/8-2	1997	AUT	1:00.05 (9)	24.40	43.19	58.57 (8)	1:58.62	3.22	73.84
10	21 GOURLEY Mitchell	LW6/8-2	1991	AUS	59.73 (7)	25.09	43.73	59.54(11)	1:59.27	3.87	79.01
11	18 SALCHER Markus	LW9-1	1991	AUT	1:00.27(11)	24.62	44.26	59.44(10)	1:59.71	4.31	82.51
12	17 BROISIN Jordan	LW4	1993	FRA	1:00.00 (8)	24.41	43.74	59.95(13)	1:59.95	4.55	84.42
13	30 BOURDENX Manoel	LW4	1987	FRA	1:01.64(13)	24.34	43.29	59.12 (9)	2:00.76	5.36	90.87
14	44 KOIKE Gakuta	LW6/8-2	1982	JPN	1:03.05(14)	25.05	44.71	1:01.00(14)	2:04.05	8.65	117.04
15	43 KEEFE Jesse	LW4	2004	USA	1:03.06(15)	25.21	45.81	1:01.48(15)	2:04.54	9.14	120.94
16	40 SEGERS Jules	LW9-2	2002	FRA	1:03.91(19)	25.35	45.29	1:01.55(16)	2:05.46	10.06	128.26
17	37 PUIG DAVI Roger	LW9-2	1997	AND	1:03.88(18)	25.28	45.52	1:01.73(17)	2:05.61	10.21	129.46
18	33 FRANCE Martin	LW9-1	1984	SVK	1:03.72(17)	24.75	45.07	1:02.14(18)	2:05.86	10.46	131.45
19	49 SUN Yanlong	LW6/8-1	1994	CHN	1:03.69(16)	25.32	45.26	1:02.91(21)	2:06.60	11.20	137.33
20	31 STUUT Jeffrey	LW3	1995	NED	1:04.85(20)	25.51	45.62	1:02.25(19)	2:07.10	11.70	141.31
21	39 BENDOTTI Davide	LW2	1994	ITA	1:05.20(21)	25.58	45.79	1:02.30(20)	2:07.50	12.10	144.50
22	47 KRESS Leander	LW2	2001	GER	1:06.22(24)	26.02	46.62	1:03.21(22)	2:09.43	14.03	159.85
23	51 SZCZESNY Andrzej	LW2	1982	POL	1:06.14(23)	25.54	46.40	1:03.72(24)	2:09.86	14.46	163.27
24	54 NILSSON GRASTO Marcus	LW5/7-2	2001	NOR	1:06.99(25)	25.94	46.32	1:03.53(23)	2:10.52	15.12	168.53
25	34 CHEN Xinjun	LW6/8-2	1996	CHN	1:07.17(27)	26.36	47.12	1:04.70(25)	2:11.87	16.47	179.27
26	25 HALGREN Patrick	LW2	1992	USA	1:07.14(26)	26.20	47.60	1:04.90(26)	2:12.04	16.64	180.62
27	53 RACHBAUER Manuel	LW9-2	2000	AUT	1:08.35(29)	26.67	47.94	1:04.97(27)	2:13.32	17.92	190.80
28	38 HARAGHEY Andrew	LW1	1995	USA	1:08.19(28)	27.88	49.11	1:06.14(29)	2:14.33	18.93	198.84
29	41 VAVERKA Tomas	LW9-2	1982	CZE	1:09.38(30)	27.84	48.70	1:06.02(28)	2:15.40	20.00	207.36
30	50 AOKI Yamato	LW3	1994	JPN	1:10.99(31)	28.19	49.55	1:07.44(31)	2:18.43	23.03	231.46
31	36 TOKAI Masahiko	LW3	1973	JPN	1:11.40(33)	27.21	48.73	1:07.30(30)	2:18.70	23.30	233.61
32	56 MAZI Remi	LW6/8-2	1988	BEL	1:11.16(32)	28.38	51.10	1:10.01(32)	2:21.17	25.77	253.27
33	45 CARTER Tyler	LW4	1994	USA	1:13.32(34)	28.83	52.17	1:11.60(33)	2:24.92	29.52	283.10
34	55 FERNANDEZ Samuel	LW9-1	1996	CHI	1:25.00(35)	33.27	59.51	1:21.03(34)	2:46.03	50.63	451.07

DID NOT FINISH RUN 2: 1 competitor

46 NIU Shaojie LW6/8-2 1999 CHN

DID NOT FINISH RUN 1: 7 competitors



Results 成绩

Number of Competitors: 44 Number of NPCs: 22

Rank	Bib Name	Sport Class	YB	NPC Code	Run 1	IT1	IT2	Run 2	Result	Diff.	Race Pts.
16	GUIMOND Alexis	LW9-1	1999	CAN							
23	LINDSTROEM Aaron	LW6/8-2	2000	SWE							
24	GROCHAR Thomas	LW2	1993	AUT							
29	CUCHE Robin	LW9-2	1998	SUI							
32	ORVARSSON Hilmar	LW2	2000	ISL							
48	LI Biao	LW6/8-1	1999	CHN							
52	SKOGLUND Arvid	LW6/8-2	2003	SWE							

DID NOT START RUN 1: 2 competitors

20	PFYL Thomas	LW9-2	1987	SUI							
35	GLOETZNER Christoph	LW2	2003	GER							

Forerunners:							
Run 1:	A - GUO Quing	CHN	B - ZHU Yanan	CHN	C - ZHANG Yuying	CHN	
Run 2:	A - GUO Quing	CHN	B - ZHU Yanan	CHN	C - ZHANG Yuying	CHN	

Conditions on course:							
Run 1	SUNNY	Snow: ICY	Temperature - Start: 4°C	Temperature - Finish: 6°C			
Run 2	SUNNY	Snow: GRANULAR	Temperature - Start: 10°C	Temperature - Finish: 16°C			

Legend:							
Diff.	Difference	IT1	Intermediate time 1	IT2	Intermediate time 2	YB	Year of Birth

THU 10 MAR 2022 / Yanqing National Alpine Skiing Centre (CHN) / 09110



Results

成绩

Jury

Technical Delegate	CARZERI Simone	ITA
WPAS Race Director	SKUTELJ SVETIC Anja	WPAS
Chief of Race	LIU Jin	CHN
Referee	RYDING Jo	GBR
Start Referee	SAWANO Hiroshi	JPN
Finish Referee	DOJCINOVIC Jelena	BIH

Video Controller	SAWICKI Ozzie	CAN
WPAS OVR Race Administrator	NEMCIC Ivan	WPAS

Race Information Run 1

Course Setter	GROS Davide	ITA
Gates/Turning Gates	41/40	
Start Time	8:30	

Technical Data

Course Name	Ice River
Start Altitude	1863m
Finish Altitude	1501m
Vertical Drop	362m
WPAS Homologation Number	13888/12/20

Race Information Run 2

Course Setter	RUER Benjamin	FRA
Gates/Turning Gates	40/37	
Start Time	12:30	

Number of Competitors: 40 Number of NPCs: 21

Rank	Bib Name	Sport Class	YB	NPC Code	Run 1	IT1	IT2	Run 2	Result	Diff.	Race Pts.
1	65 PEDERSEN Jesper	LW11	1999	NOR	57.91 (1)	23.03	41.63	56.29 (1)	1:54.20		38.67
2	61 de SILVESTRO Rene	LW12-1	1996	ITA	1:00.02 (3)	23.80	42.44	57.48 (2)	1:57.50	3.30	64.93
3	60 LIANG Zilu	LW12-2	2004	CHN	1:01.55 (4)	24.39	44.05	59.37 (3)	2:00.92	6.72	92.14
4	74 PLANTEY Enrique	LW11	1982	ARG	1:02.13 (5)	25.20	45.39	1:01.01 (6)	2:03.14	8.94	109.80
5	59 SUZUKI Takeshi	LW12-2	1988	JPN	1:04.93 (9)	25.03	44.07	59.83 (5)	2:04.76	10.56	122.69
6	75 CHEN Liang	LW12-2	1997	CHN	1:03.56 (6)	25.40	46.06	1:02.38 (9)	2:05.94	11.74	132.08
7	62 de LANGEN Niels	LW12-2	1998	NED	1:06.92(15)	23.87	44.22	59.58 (4)	2:06.50	12.30	136.54
8	57 MORII Taiki	LW11	1980	JPN	1:05.38(10)	25.77	45.22	1:01.74 (7)	2:07.12	12.92	141.47
9	66 BRAZ-DAGAND Lou	LW10-2	1995	FRA	1:04.11 (7)	26.79	47.18	1:03.66(12)	2:07.77	13.57	146.64
10	68 MEIJER Floris	LW10-2	1989	NED	1:07.01(17)	25.68	45.13	1:02.18 (8)	2:09.19	14.99	157.94
11	88 HANLON Josh	LW12-2	1997	AUS	1:06.60(14)	25.92	46.80	1:03.21(10)	2:09.81	15.61	162.88
12	90 ROWLAND Brian	LW11	1986	CAN	1:06.07(12)	26.58	47.31	1:04.15(13)	2:10.22	16.02	166.14
13	80 SLIVNIK Jernej	LW12-1	2000	SLO	1:04.89 (8)	28.38	49.09	1:05.84(19)	2:10.73	16.53	170.20
14	73 BISQUERTT HUDSON Nicolas	LW10-2	1998	CHI	1:05.80(11)	27.06	48.33	1:05.41(17)	2:11.21	17.01	174.02
15	70 HAN Sang Min	LW12-1	1979	KOR	1:06.99(16)	26.83	48.01	1:04.63(16)	2:11.62	17.42	177.28
16	87 BAMBUR Jasmin	LW11	1979	USA	1:07.80(20)	26.73	47.69	1:04.23(14)	2:12.03	17.83	180.54
17	81 CHRISTEN Pascal	LW10-2	1992	SUI	1:07.82(21)	26.55	46.89	1:04.56(15)	2:12.38	18.18	183.33
18	67 LI Xiang	LW10-1	1997	CHN	1:07.11(18)	26.39	47.93	1:05.87(20)	2:12.98	18.78	188.10
19	84 GONG Zhaolin	LW10-2	1989	CHN	1:06.42(13)	27.78	49.09	1:07.53(23)	2:13.95	19.75	195.82
20	77 DRUGAN Ravi	LW12-2	1989	USA	1:11.26(28)	24.89	46.07	1:03.54(11)	2:14.80	20.60	202.58
21	89 ENIGL Robert	LW12-1	1983	USA	1:08.72(22)	27.44	48.96	1:06.28(22)	2:15.00	20.80	204.17
22	82 TAIT Sam	LW11	1991	AUS	1:10.28(24)	26.90	48.87	1:06.12(21)	2:16.40	22.20	215.31
23	86 FUJIWARA Tetsu	LW11	1980	JPN	1:10.28(24)	27.54	50.14	1:08.62(25)	2:18.90	24.70	235.20
24	85 BAMBOUSEK Pavel	LW12-1	1984	CZE	1:13.15(31)	26.37	47.20	1:05.83(18)	2:18.98	24.78	235.84
25	58 BREWER Matthew Ryan	LW12-2	1975	USA	1:10.62(26)	29.04	51.06	1:08.82(26)	2:19.44	25.24	239.50
26	92 SLEGG Alex	LW12-1	1991	GBR	1:12.52(30)	28.25	50.64	1:08.38(24)	2:20.90	26.70	251.12
27	93 DRAHOS Petr	LW12-1	1986	CZE	1:10.89(27)	28.52	51.89	1:10.34(27)	2:21.23	27.03	253.74
28	72 WANG Hui	LW10-2	1996	CHN	1:12.24(29)	29.31	52.53	1:11.17(28)	2:23.41	29.21	271.09
29	94 CATALAN Miguel	LW11	1997	CHI	1:20.05(33)	30.21	54.68	1:14.52(29)	2:34.57	40.37	359.89
30	95 DUMITY Richard	LW10-1	1997	HUN	1:24.04(34)	38.73	1:06.78	1:30.18(30)	2:54.22	1:00.02	516.24

DID NOT FINISH RUN 2: 4 competitors

63 KANO Akira	LW11	1986	JPN
69 KAMPSCHEUR Jeroen	LW12-2	1999	NED
83 EWEN Aaron	LW11	1996	NZL
91 SHEEN Dan	LW12-2	1981	GBR



Results 成绩

Number of Competitors: 40 Number of NPCs: 21

Rank	Bib Name	Sport Class	YB	NPC Code	Run 1	IT1	IT2	Run 2	Result	Diff.	Race Pts.
------	----------	-------------	----	----------	-------	-----	-----	-------	--------	-------	-----------

DID NOT FINISH RUN 1: 6 competitors

64	PETERS Corey	LW12-1	1983	NZL							
71	SIKORSKI Igor	LW11	1990	POL							
76	WILLIAMS David Allen	LW11	1979	USA							
78	VELASQUEZ PENALOZA	LW10-1	1988	MEX							
79	PELIT Murat	LW11	1982	SUI							
96	PEREZ Orlando	LW10-2	1975	PUR							

Forerunners:							
Run 1:	A - GUO Quing	CHN	B - ZHU Yanan	CHN	C - ZHANG Yuying	CHN	
Run 2:	A - GUO Quing	CHN	B - ZHU Yanan	CHN	C - ZHANG Yuying	CHN	











Conditions on course:							
Run 1	SUNNY	Snow: ICY	Temperature - Start:	10°C	Temperature - Finish:	16°C	
Run 2		Snow: GRANULAR	Temperature - Start:		Temperature - Finish:		

Legend:							
Diff.	Difference	IT1	Intermediate time 1	IT2	Intermediate time 2	YB	Year of Birth






THU 10 MAR 2022 / Yanqing National Alpine Skiing Centre (CHN) / 12050



GIANT-Men Penalty calculation

Rank	Bib	Code	Name	Year	Category	SpCl	Nat	Points	Best 5	Race points
Best 10 at finish										
1	6	40291	AIGNER Johannes	2005	Vision Impaired	B2	AUT 	9,07	9,07	0,00
2	2	20881	BERTAGNOLLI Giacomo	1999	Vision Impaired	B3	ITA 	0,00	0,00	13,37
3	65	21581	PEDERSEN Jesper	1999	Sitting	LW11	NOR 	0,81	0,81	38,67
4	1	13335	HARAUŠ Miroslav	1986	Vision Impaired	B2	SVK 	43,52	-	-
5	22	19025	KIIVERI Santeri	2000	Standing	LW6/8-1	FIN 	35,27	-	-
6	13	24243	WALSH Thomas Charles	1995	Standing	LW4	USA 	19,26	-	-
7	19	31626	BAUCHET Arthur	2000	Standing	LW3	FRA 	2,50	2,50	52,12
8	14	40563	PELLIZZARI Federico	2000	Standing	LW6/8-2	ITA 	33,16	-	-
9	3	13339	KUBACKA Marek	1988	Vision Impaired	B1	SVK 	28,58	-	-
10	15	1593	GMUER Theo	1996	Standing	LW9-1	SUI 	13,07	13,07	60,31

Best 5 at start

2	2	20881	BERTAGNOLLI Giacomo	1999	Vision Impaired	B3	ITA 	0,00		
DNF	69	18997	KAMPSCHREUR Jeroen	1999	Sitting	LW12-2	NED 	0,00		
3	65	21581	PEDERSEN Jesper	1999	Sitting	LW11	NOR 	0,81		
7	19	31626	BAUCHET Arthur	2000	Standing	LW3	FRA 	2,50		
11	61	28451	DE SILVESTRO Rene	1996	Sitting	LW12-1	ITA 	7,41		

(DNF: Did Not Finish, DSQ: Disqualified)

TOTAL

(B) List points of best 5 at start	10,72	
(A) List points of the best 5 to finish in top 10		25,45
(C) Race points of corresponding competitors		164,47

Calculated penalty (A + B - C) = -128,30 / 10

-12,83

Correction value (Z)

0,00

Category adder

0,00

Applied penalty

(-12,83) 0,00