

Lillehammer 2021 World Para Snow Sports Championships

Downhill (Women)

Official ranking

COMPETITION JURY

TECHNICAL DELEGATE	Menestrina Daniel	(ITA)
WPAS RACE DIR.	Skutelj Anja	(IPC)
CHIEF OF RACE	Tande Osten	(NOR)
REFEREE	Bergqvist H.	(SWE)
ASSISTANT REFEREE	Chambaz G.	(SUI)

WEATHER

CONDITIONS	Sunny
SNOW	Compact
AIR TEMPERATURE	1,0 °C

COURSESETTER	Ruer Ben	(FRA)
FORERUNNERS	- A - Daae Thomas	(NOR)
	- B - Kindem Kaspar	(NOR)
	- C - Aubert Gilbert	(NOR)

COURSE	Olympia-loypa
START	770 m
FINISH	270 m
DROP	500 m
LENGTH	1847 m
HOMOLOGATION	13761/11/20
GATES	32
STARTING TIME	11:00

APPLIED PENALTY: 0,00 CALCULATED PENALTY: 54,43
 Number of competitors: 68, Number of NSA: 22

F = 1330

Rnk	Bib	Name	Guide	SpCl	Nat	Time H	Gap H	Points
-----	-----	------	-------	------	-----	--------	-------	--------

Women / Vision Impaired

1	2	FARKASOVA Henrieta	Cerven Michal	B3	SVK	1:17.78		14,35
2	3	LE BON Linda	Couquelet Pierre	B2	BEL	1:24.99	7.21	138,96
3	4	CHOI Sara	Kim Yooseong	B2	KOR	1:27.22	9.44	177,51

Did Not Start (1)

	1	KNIGHT Millie	Wild Brett	B2	GBR			
--	---	---------------	------------	----	-----	--	--	--

Women / Standing

1	5	BOCHET Marie		LW6/8-2	FRA	1:16.95		0,00
2	7	VORONCHIKHINA Varvara		LW6/8-2	RPC	1:17.38	0.43	7,43
3	8	JEPSEN Mollie		LW6/8-2	CAN	1:18.67	1.72	29,73
4	9	ROTHFUSS Andrea		LW6/8-2	GER	1:20.36	3.41	58,94
5	10	HONDO Ammi		LW6/8-2	JPN	1:21.85	4.90	84,69
6	11	GOSSELIN Michaela		LW6/8-1	CAN	1:21.91	4.96	85,73
7	12	PETIT Claire		LW2	NED	1:23.23	6.28	108,54
8	13	VALEANU Laura		LW4	ROU	1:31.62	14.67	253,56

Did Not Start (1)

	14	RIEDER Anna-Maria		LW9-1	GER			
--	----	-------------------	--	-------	-----	--	--	--



Did Not Finish (1)

	6	RAMSAY Alana		LW9-2	CAN			
--	---	--------------	--	-------	-----	--	--	--


Women / Sitting

1	15	FORSTER Anna-Lena		LW12-1	GER	1:23.33		110,27
---	----	-------------------	--	--------	-----	---------	--	--------

Lillehammer 2021 World Para Snow Sports Championships
Downhill (Women)
Official ranking

Rnk	Bib	Name	Guide	SpCl	Nat	Time H	Gap H	Points
2	16	VAN BERGEN Barbara		LW11	NED 	1:24.78	1.45	135,33
3	18	COMBALUZIER Katie		LW12-1	CAN 	1:38.95	15.62	380,25

Did Not Finish (1)

	17	STEPHENS Laurie		LW12-1	USA 			
--	----	-----------------	--	--------	---	--	--	--

RECAP

Records:	18
Did Not Start:	2
NOT PERMITTED TO START:	0
Did Not Finish:	2
Disqualified:	0
Did Not Qualify for 2nd RUN:	

Technical Delegate: #851 Daniel Menestrina

Lillehammer 2021 World Para Snow Sports Championships

Downhill

Analysis-Hdcp/ NetTime

NetTime

Bib	Rnk	Name	SpCl	Sec.1 H (Rnk)	Sec.2 H (Rnk)	Sec.3 H (Rnk)	Time H	Gap H	Sec.1	Sec.2	Sec.3	Time	Gap
Women / Vision Impaired													
1		KNIGHT Millie	B2				Did Not Start						
2	1	FARKASOVA Henrieta	B3	31.13 (1)	26.13 (1)	20.52 (1)	1:17.78		34.06	28.58	22.45	1:25.09	
3	2	LE BON Linda	B2	34.12 (3)	28.92 (2)	21.95 (2)	1:24.99	7.21	39.18	33.21	25.20	1:37.59	12.50
4	3	CHOI Sara	B2	32.67 (2)	30.09 (3)	24.46 (3)	1:27.22	9.44	37.52	34.55	28.09	1:40.16	15.07
Women / Standing													
5	1	BOCHET Marie	LW6/8-2	30.90 (1)	25.79 (3)	20.26 (1)	1:16.95		30.90	25.79	20.26	1:16.95	
6		RAMSAY Alana	LW9-2	32.77			Did Not Finish		34.56				
7	2	VORONCHIKHINA Varvara	LW6/8-2	31.83 (2)	25.26 (2)	20.29 (2)	1:17.38	0.43	31.83	25.26	20.29	1:17.38	0.43
8	3	JEPSEN Mollie	LW6/8-2	32.01 (3)	25.05 (1)	21.61 (5)	1:18.67	1.72	32.01	25.05	21.61	1:18.67	1.72
9	4	ROTHFUSS Andrea	LW6/8-2	32.42 (4)	27.43 (7)	20.51 (3)	1:20.36	3.41	32.42	27.43	20.51	1:20.36	3.41
10	5	HONDO Ammi	LW6/8-2	33.35 (6)	26.46 (4)	22.04 (7)	1:21.85	4.90	33.35	26.46	22.04	1:21.85	4.90
11	6	GOSELIN Michaela	LW6/8-1	32.46 (5)	27.42 (6)	22.03 (6)	1:21.91	4.96	33.01	27.89	22.40	1:23.30	6.35
12	7	PETIT Claire	LW2	34.63 (7)	27.05 (5)	21.55 (4)	1:23.23	6.28	37.57	29.35	23.38	1:30.30	13.35
13	8	VALEANU Laura	LW4	34.97 (8)	31.03 (8)	25.62 (8)	1:31.62	14.67	35.50	31.50	26.00	1:33.00	16.05
14		RIEDER Anna-Maria	LW9-1				Did Not Start						
Women / Sitting													
15	1	FORSTER Anna-Lena	LW12-1	33.97 (1)	27.40 (2)	21.96 (1)	1:23.33		38.76	31.25	25.06	1:35.07	
16	2	VAN BERGEN Barbara	LW11	34.25 (2)	26.61 (1)	23.92 (2)	1:24.78	1.45	39.56	30.74	27.63	1:37.93	2.86
17		STEPHENS Laurie	LW12-1	36.93	32.78		Did Not Finish		42.13	37.40			
18	3	COMBALUZIER Katie	LW12-1	38.02 (3)	34.80 (3)	26.13 (3)	1:38.95	15.62	43.38	39.70	29.80	1:52.88	17.81
Men / Vision Impaired													
41	2	HARAUS Miroslav	B2	28.89 (4)	24.15 (2)	19.69 (2)	1:12.73	2.85	33.18	27.73	22.61	1:23.52	3.28
42	6	FRANTSEV Ivan	B2	31.01 (6)	27.84 (6)	21.78 (6)	1:20.63	10.75	35.61	31.97	25.01	1:32.59	12.35
43	1	DELEPLACE Hyacinthe	B2	28.00 (1)	23.15 (1)	18.73 (1)	1:09.88		32.16	26.58	21.50	1:20.24	
44	3	KRAKO Jakub	B2	28.47 (2)	24.95 (3)	19.69 (2)	1:13.11	3.23	32.70	28.64	22.61	1:23.95	3.71
45	7	JENSEN Patrick	B2	33.87 (7)	33.09 (7)	23.95 (7)	1:30.91	21.03	38.90	37.99	27.50	1:44.39	24.15
46	5	GOLAS Michal	B3	30.45 (5)	26.11 (5)	20.65 (5)	1:17.21	7.33	33.31	28.56	22.59	1:24.46	4.22
47	4	SIMPSON Neil	B3	28.83 (3)	25.30 (4)	20.03 (4)	1:14.16	4.28	31.54	27.68	21.91	1:21.13	0.89
Men / Standing													
48	9	PUIG DAVI Roger	LW9-2	30.77 (6)	25.27 (12)	20.23 (11)	1:16.27	4.27	32.45	26.65	21.33	1:20.43	6.49
49	11	WALSH Thomas Charles	LW4	31.61 (14)	24.72 (7)	20.17 (10)	1:16.50	4.50	32.09	25.09	20.47	1:17.65	3.71
50	1	SALCHER Markus	LW9-1	29.16 (1)	23.88 (3)	18.96 (2)	1:12.00		32.80	26.85	21.33	1:20.98	7.04
51	4	GUIMOND Alexis	LW9-1	30.21 (3)	24.98 (10)	19.21 (3)	1:14.40	2.40	33.98	28.09	21.61	1:23.68	9.74
52	6	BROISIN Jordan	LW4	30.80 (7)	25.01 (11)	19.81 (7)	1:15.62	3.62	31.27	25.38	20.11	1:16.76	2.82
53	10	PAJANTSCHITSCH Nico	LW6/8-2	31.65 (16)	24.06 (4)	20.59 (14)	1:16.30	4.30	31.65	24.06	20.59	1:16.30	2.36
54		BOURDENX Manoel	LW4				Did Not Finish						

Bib	Rnk	Name	SpCl	Sec.1 H (Rnk)	Sec.2 H (Rnk)	Sec.3 H (Rnk)	Time H	Gap H	Sec.1	Sec.2	Sec.3	Time	Gap
55	5	GMUER Theo	LW9-1	30.49 (4)	24.32 (5)	19.72 (6)	1:14.53	2.53	34.29	27.35	22.18	1:23.82	9.88
56	3	BUGAEV Aleksei	LW6/8-2	31.08 (10)	23.51 (1)	19.35 (4)	1:13.94	1.94	31.08	23.51	19.35	1:13.94	
57		LINDSTROEM Aaron	LW6/8-2	32.07	24.78		Did Not Finish		32.07	24.78			
58	2	BAUCHET Arthur	LW3	29.82 (2)	23.65 (2)	18.91 (1)	1:12.38	0.38	31.66	25.10	20.07	1:16.83	2.89
59	7	CUCHE Robin	LW9-2	30.75 (5)	24.87 (8)	20.06 (9)	1:15.68	3.68	32.43	26.23	21.15	1:19.81	5.87
60	16	KIIVERI Santeri	LW6/8-1	31.93 (18)	25.85 (15)	20.80 (17)	1:18.58	6.58	32.47	26.29	21.15	1:19.91	5.97
61	15	HARAGHEY Andrew	LW1	30.85 (8)	26.52 (19)	21.11 (21)	1:18.48	6.48	36.04	30.98	24.66	1:31.68	17.74
62	21	MISAWA Hiraku	LW2	32.24 (20)	26.71 (21)	20.67 (16)	1:19.62	7.62	34.98	28.98	22.42	1:26.38	12.44
63	19	KOIKE Gakuta	LW6/8-2	32.25 (21)	26.19 (18)	20.83 (18)	1:19.27	7.27	32.25	26.19	20.83	1:19.27	5.33
64	23	HOGAN Connor	LW9-1	31.18 (12)	28.91 (24)	22.04 (23)	1:22.13	10.13	35.07	32.51	24.79	1:32.37	18.43
65	13	WHITLEY James	LW5/7-3	31.17 (11)	25.85 (15)	20.31 (12)	1:17.33	5.33	32.01	26.54	20.85	1:19.40	5.46
66	12	BURNHAM Oscar	LW6/8-2	31.64 (15)	24.93 (9)	19.94 (8)	1:16.51	4.51	31.64	24.93	19.94	1:16.51	2.57
67	18	SKOGLUND Arvid	LW6/8-2	32.85 (25)	25.68 (14)	20.54 (13)	1:19.07	7.07	32.85	25.68	20.54	1:19.07	5.13
68	25	TAKAHASHI Kohei	LW9-2	32.10 (19)	29.25 (25)	23.06 (26)	1:24.41	12.41	33.86	30.84	24.32	1:29.02	15.08
69	24	CARTER Tyler	LW4	33.25 (26)	28.31 (23)	22.39 (24)	1:23.95	11.95	33.75	28.74	22.73	1:25.22	11.28
70	26	O'CALLAGHAN Jonty	LW9-1	32.55 (23)	29.38 (26)	22.72 (25)	1:24.65	12.65	36.61	33.04	25.55	1:35.20	21.26
71	14	WOOD Spencer	LW9-2	31.71 (17)	25.49 (13)	20.83 (18)	1:18.03	6.03	33.44	26.88	21.97	1:22.29	8.35
72	17	HALL Adam	LW1	32.43 (22)	26.57 (20)	19.64 (5)	1:18.64	6.64	37.89	31.03	22.95	1:31.87	17.93
73	22	KEEFE Jesse	LW4	32.61 (24)	26.07 (17)	21.61 (22)	1:20.29	8.29	33.11	26.46	21.93	1:21.50	7.56
74	20	KRESS Leander	LW2	31.32 (13)	27.24 (22)	21.01 (20)	1:19.57	7.57	33.98	29.55	22.80	1:26.33	12.39
75	8	PELIZZARI Federico	LW6/8-2	31.05 (9)	24.58 (6)	20.60 (15)	1:16.23	4.23	31.05	24.58	20.60	1:16.23	2.29

Men / Sitting

76	2	KAMPSCHEUR Jeroen	LW12-2	31.36 (3)	24.10 (3)	19.05 (2)	1:14.51	1.66	35.75	27.47	21.71	1:24.93	0.78
77	1	PEDERSEN Jesper	LW11	30.83 (2)	23.33 (1)	18.69 (1)	1:12.85		35.61	26.95	21.59	1:24.15	
78	3	KURKA Andrew	LW12-1	30.32 (1)	24.06 (2)	21.42 (6)	1:15.80	2.95	34.59	27.45	24.44	1:26.48	2.33
79		TAIT Sam	LW11				Did Not Start						
80	5	DE LANGEN Niels	LW12-2	32.77 (7)	25.11 (4)	20.05 (3)	1:17.93	5.08	37.35	28.62	22.85	1:28.82	4.67
81		PELIT Murat	LW11	33.13			Did Not Finish		38.27				
82	8	DRUGAN Ravi	LW12-2	35.03 (8)	27.44 (7)	22.47 (8)	1:24.94	12.09	39.93	31.28	25.60	1:36.81	12.66
83		CHRISTEN Pascal	LW10-2				Did Not Finish						
84		ROWLAND Brian	LW11				Did Not Finish						
85	7	EWEN Aaron	LW11	31.99 (5)	28.17 (8)	22.14 (7)	1:22.30	9.45	36.96	32.53	25.57	1:35.06	10.91
86		SIKORSKI Igor	LW11				Did Not Start						
87	4	MEIJER Floris	LW10-2	31.85 (4)	25.28 (5)	20.73 (5)	1:17.86	5.01	37.10	29.44	24.15	1:30.69	6.54
88	6	PIERREL Victor	LW11	32.34 (6)	26.04 (6)	20.72 (4)	1:19.10	6.25	37.36	30.07	23.94	1:31.37	7.22
89		WILLIAMS David Allen	LW11				Did Not Start						
90		RABL Roman	LW12-1	32.14			Did Not Finish		36.67				

Lillehammer 2021 World Para Snow Sports Championships

Downhill

Penalty calculation - Women

Rnk	Bib	Name	Nat	Category	SpCl	Points	Best 5	Race points
Best 10 at finish								
1	5	BOCHET Marie	FRA	Standing	LW6/ 8-2	31,58	31,58	0,00
2	7	VORONCHIKHINA Varvara	RPC	Standing	LW6/ 8-2	25,00	25,00	7,43
3	2	FARKASOVA Henrieta	SVK	Vision Impaired	B3	63,81	63,81	14,35
4	8	JEPSEN Mollie	CAN	Standing	LW6/ 8-2	136,29	136,29	29,73
5	9	ROTHFUSS Andrea	GER	Standing	LW6/ 8-2	215,74	-	-
6	10	HONDO Ammi	JPN	Standing	LW6/ 8-2	222,36	-	-
7	11	GOSELIN Michaela	CAN	Standing	LW6/ 8-1	231,80	-	-
8	12	PETIT Claire	NED	Standing	LW2	330,90	-	-
9	15	FORSTER Anna-Lena	GER	Sitting	LW12-1	123,59	123,59	110,27
10	16	VAN BERGEN Barbara	NED	Sitting	LW11	181,86	-	-

Best 5 at start

2	7	VORONCHIKHINA Varvara	RPC	Standing	LW6/ 8-2	25,00		
1	5	BOCHET Marie	FRA	Standing	LW6/ 8-2	31,58		
3	2	FARKASOVA Henrieta	SVK	Vision Impaired	B3	63,81		
DNF	6	RAMSAY Alana	CAN	Standing	LW9-2	81,81		
9	15	FORSTER Anna-Lena	GER	Sitting	LW12-1	123,59		

(DNF: Did Not Finish, DSQ: Disqualified)

TOTAL

(B) List points of best 5 at start	325,79		
(A) List points of the best 5 to finish in top 10		380,27	
(C) Race points of corresponding competitors			161,78
Calculated penalty (A + B - C) = 544,28 / 10	54,43		
Correction value (Z)	0,00		
Category adder	0,00		
Applied penalty	(54,43)	0,00	

Technical Delegate: #851 Daniel Menestrina