



OPEN ACCESS

Course setting and selected biomechanical variables related to injury risk in alpine ski racing: an explorative case study

Jörg Spörri, Josef Kröll, Hermann Schwameder, Christian Schiefermüller, Erich Müller

► Additional supplementary files are published online only. To view these files please visit the journal online (<http://dx.doi.org/10.1136/bjsports-2012-091425>).

Department of Sport Science and Kinesiology, Christian Doppler Laboratory: Biomechanics in Skiing, University of Salzburg, 5400 Hallein-Rif, Austria

Correspondence to

Jörg Spörri, Department of Sport Science and Kinesiology, Christian Doppler Laboratory: Biomechanics in Skiing, University of Salzburg, Schlossallee 49, 5400 Hallein-Rif, Austria; joerg.spoerri@sbg.ac.at

Accepted 16 August 2012
Published Online First
14 September 2012

ABSTRACT

Background Course setting has often been discussed as a potential preventative measure in the World Cup ski-racing community. However, there is limited understanding of how it is related to injury risk.

Objective This study was undertaken to investigate the effect of increased horizontal gate distance on energy-related and injury mechanism-related variables.

Methods During a video-based three-dimensional (3D)-kinematic field measurement, a top world-class racer performed giant slalom runs at two course settings with different horizontal gate distances. A full-body segment model was reconstructed in 3D and selected biomechanical parameters were calculated.

Results For the analysed turn, no significant differences were found in turn speed for increased horizontal gate distance. However, a large effect size was observed for speed reduction towards the end of the turn. Turn forces were by tendency higher at the beginning and significantly higher towards the end of the turn. Additionally, significant differences were found in higher inward leaning, and large effect sizes were observed for a decreased fore/aft position after gate passage.

Conclusions On the basis of the data of this study, no final conclusion can be made about whether, for a section of consecutive turns, increasing horizontal gate distance is an effective tool for speed reduction.

However, this study pointed out two major drawbacks of this course setting modification: (1) it may increase fatigue as a consequence of loading forces acting over a longer duration; (2) it may increase the risk of out-of-balance situations by forcing the athlete to exhaust his backward and inward leaning spectrum.

INTRODUCTION

Injuries in alpine skiing have been a serious concern since the very beginning of the sport. Assessed over many decades, incidence, severity, aetiology and injury prevention strategies for recreational skiers are well documented.^{1–13} In contrast, there are only a few papers addressing the area of elite competitive ski racing.^{14–18}

Data by the International Ski Federation (FIS) Injury Surveillance System (ISS) illustrated an alarmingly high injury risk for World Cup (WC) alpine ski racers. Over the WC seasons 2006/2007 and 2007/2008 injury rates of 36.7 per 100 athletes were reported.¹⁵ The most commonly injured body part was found to be the knee (35.6%), and the rupture of the anterior cruciate ligament (ACL) was the most frequent specific diagnosis.¹⁵ Recently, three distinctive mechanisms of ACL injuries in WC ski racing were identified: ‘slip-catch’, ‘dynamic

snowplough’ and ‘landing back weighted’.¹⁷ Characteristically, for the ‘slip-catch’ and ‘dynamic snowplough’ mechanisms, the racer initially lost balance backward and inward. Then, while trying to regain grip, the inside edge of either the outer or inner ski caught abruptly in the snow, forcing the knee into valgus and internal rotation. In order to reduce the risk of these injury mechanisms, measures that can reduce the energy involved in the injury situations, may be effective prevention clues.^{17–18} Moreover, high skiing speeds, large forces and critical factors that contribute to out-of-balance situations were suggested to play a central role in ACL injury mechanisms.^{17–18}

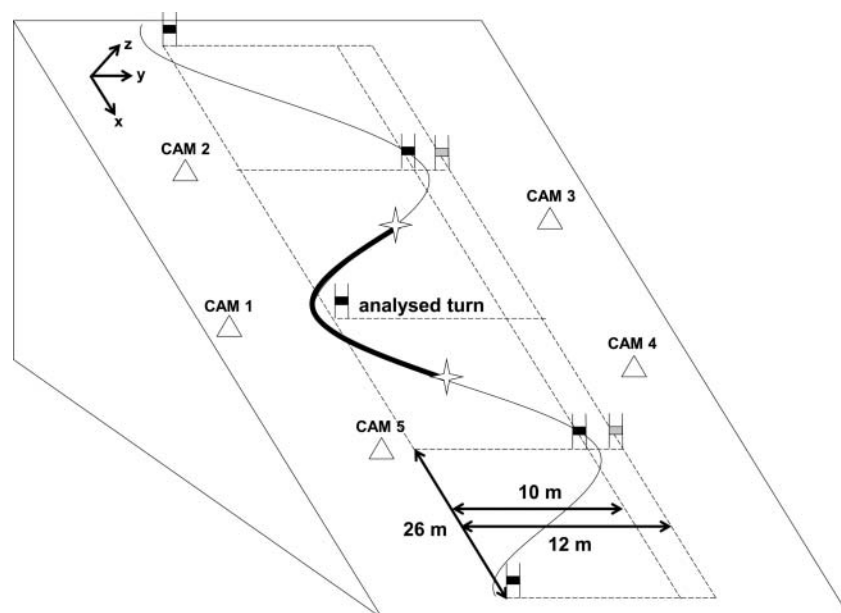
One potential preventative measure that approaches the energy involved and that is widely discussed among the ski racing community, is course setting.¹⁹ Course setting has already been shown to influence skiers’ energy in an earlier study of alpine skiing technique in slalom.²⁰ In the context of injury prevention, course setting became even more important with the introduction of side cut to racing skis, which allowed the racers to carve tighter turns with less friction and to retain speed in situations where previously they skidded and lost speed.²¹ In an attempt to keep speed within a safe range in giant slalom (GS), horizontal gate distances became apparently greater over the last decade and the racers had to turn more out of the direction of the fall line. However, it is neither obvious how increased horizontal gate distance influences energy-related variables such as turn speed, nor how it effects injury mechanism-related variables like acting forces and uncontrolled backward and/or inward leaning. The current study is the first study to address this topic in the context of injury prevention; therefore, the purpose of this explorative case study was to investigate the effect of increased horizontal gate distance on energy-related and injury mechanism-related variables in GS.

METHODS

Data collection

During a three-dimensional (3D) kinematic field measurement using a system of five panned, tilted and zoomed video cameras (50 Hz, time synchronised by a gen-lock signal) a top world-class racer performed a total of 12 runs on an injected 15 gate course. After six gates accelerating the racer up to average GS speeds, the racer entered a five-gate section with constant slope inclination of 27.5°. Within this section, gate distances were modified after the first six runs. Initial gate distances were

Figure 1 Schema of the measurement setup (CAM 1–5: positions of the panned, tilted and zoomed camcorders).



26 m in vertical direction with an offset of 12 m and were changed for another six runs to 26/10 m (figure 1). These two course settings represent the two extremes of the horizontal gate distance spectrum, common for similar conditions in WC ski racing. In order to determine the skier's 3D position data, a total of 78 reference points were geodetically measured and used to calibrate a capture volume corridor of $52 \times 12 \times 2$ m around the analysed turn, which was situated in the middle of the modified five-gate section (figure 1). A 28-point body segment model and the three best visible geodetic measured reference points were manually digitised in each frame of each camera. Joint centres of the segment model were defined according to de Leva.²² Finally, the skier's segment model was reconstructed in 3D, using the software *PEAK MOTUS* and a direct linear transformation (DLT)-based Panning Algorithm by Drenk.²³

Parameter calculation

Parameter calculation was performed using the software *MATLAB R2009b*. Centre of mass (COM) was calculated based on the model of Clauser *et al*,²⁴ adapted with the skiing equipment. Based on the COM line deviations, COM turn radius (R_{COM}) and COM speed (v_{COM}) were calculated numerically.²⁵ As proposed by Supej *et al*,²⁶ the crossing points of the COM line projected to the slope plane and the ski line were defined as the beginning (a) and end (e) of the turn (figure 2). Furthermore, the first point where R_{COM} was ≤ 30 m (b), the point where the COM passed the gate (c) and the last point where R_{COM} was ≤ 30 m (d) were defined according to Reid *et al*²⁷ with the R_{COM} -criterion adapted for GS. Based on these five characteristic points of the COM line and ski line, turns were divided into four turn phases and their percentages during the whole turn cycle were calculated: *Initiation* (a→b), *COM Direction Change I* (b→c), *COM Direction Change II* (c→d) and *Completion* (d→e) (figure 2). For the calculation of the lean angle (λ_{Lean}) and fore/aft position ($d_{Fore/Aft}$), a local coordinate system ($x'y'z'$) at the ankle joint of the outside ski was used, as proposed by Schiefermüller *et al*²⁸ (figure 3). x' was defined by the joint ankle and the direction of the longitudinal axis of the ski. z' was defined to be perpendicular to the slope plane and y' was defined as forming a right-handed triad with x' and z' .

λ_{Lean} was then calculated as the angle between the z-axis and the ski-COM vector projected to the y–z plane (figure 3). $d_{Fore/Aft}$ was defined as the cosine of the fore/aft angle, which is the angle between the z-axis and the ski-COM vector projected to the x–z plane (figure 3). Instant relative centripetal force (F_{cp}) was calculated based on v_{COM} and R_{COM} .

Statistical analysis

Owing to the explorative character of this study, the following steps of statistical analysis were performed: (1) turn average and peak values of the selected parameters were described with

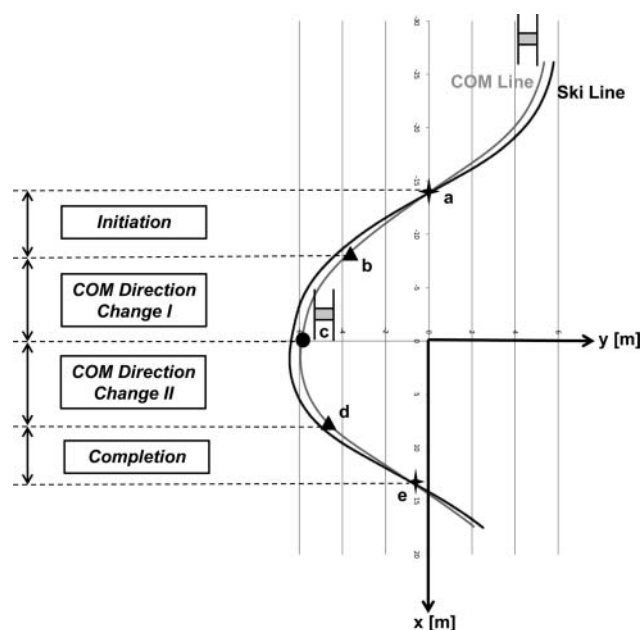


Figure 2 Definition of characteristic line points and turn phases: (COM) centre of mass; (a) beginning of the turn (crossing points of the COM line projected to the slope plane and the ski line); (b) first point where COM turn radius ≤ 30 m; (c) point where the COM passes the gate; (d) last point where COM turn radius ≤ 30 m; (e) end of the turn (crossing points of the COM line projected to the slope plane and the ski line).

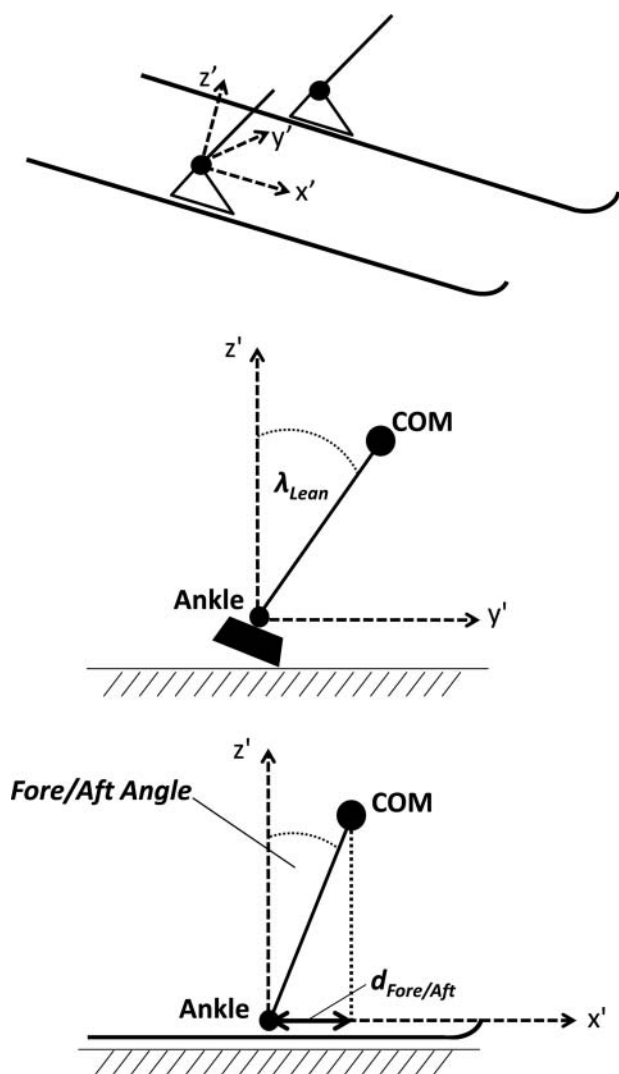


Figure 3 Parameter definition using a local coordinate system at the ankle joint of the outside ski: COM, centre of mass; λ_{Lean} , lean angle; $d_{Fore/Aft}$, fore/aft position.

mean \pm SD, and differences between the two course settings were determined using several unpaired t tests ($p < 0.05$) and effect sizes (Cohen's d); (2) the uncertainty around the estimate of the mean was visualised as the area between the SE boundaries, and potential differences were located with respect to the specific functional phases of the turn; (3) potential differences in specific functional turn phases were tested for significance using several unpaired t tests ($p < 0.05$) and effect sizes (Cohen's d).

RESULTS

Differences over the entire turn cycle

The statistics comparing the two course settings with regard to parameter differences over the entire turn cycle are presented in table 1. Regarding v_{COM} , no significant differences in turn averages and peak values were found for the analysed turn. However, for increased horizontal gate distances, a medium effect for higher v_{COM} turn averages was observable. Furthermore, on the 26/12 m course, large effect sizes were observed for higher average F_{cp} , lower average $d_{Fore/Aft}$ and lower minimum $d_{Fore/Aft}$. A significant difference was found in higher average λ_{Lean} . With respect to v_{COM} , the difference

Table 1 Mean \pm SD and Cohen's d for turn averages and peak values of selected parameters related to injury risk at two different course settings

	26/10 m course (mean \pm SD)	26/12 m course (mean \pm SD)	Effect sizes (Cohen's d)
Turn averages			
$v_{COM}^{(Turn)}$ (m/s)	17.63 \pm 0.23	17.47 \pm 0.32	0.564
$F_{cp}^{(Turn)}$ (N/BW)	1.14 \pm 0.03	1.18 \pm 0.04	1.000
$d_{Fore/Aft}^{(Turn)}$ (m)	0.12 \pm 0.04	0.08 \pm 0.03	1.011
$\lambda_{Lean}^{(Turn)}$ ($^{\circ}$)	42.5 \pm 0.3	43.4 \pm 0.7*	1.643
Peak values			
$v_{COM}^{(max)}$ (m/s)	18.14 \pm 0.21	18.09 \pm 0.31	0.174
$F_{cp}^{(max)}$ (N/BW)	2.17 \pm 0.20	2.21 \pm 0.19	0.199
$d_{Fore/Aft}^{(min)}$ (m)	-0.08 \pm 0.03	-0.11 \pm 0.04	0.874
$\lambda_{Lean}^{(max)}$ ($^{\circ}$)	58.6 \pm 1.8	58.9 \pm 1.1	0.187

* $p < 0.05$, ** $p < 0.001$, significantly different from 26/10 m course.

$d \approx 0.20$, small effect size; $d \approx 0.50$, medium effect size; $d \approx 0.80$, large effect size.

COM, centre of mass; $d_{Fore/Aft}$, fore/aft position; F_{cp} , relative centripetal force;

λ_{Lean} , lean angle; v_{COM} , COM speed.

between exit speed and entrance speed ($v_{out} - v_{in}$) differed by 0.32 m/s in mean (26/10 m: 0.41 \pm 0.58; 26/12 m: 0.09 \pm 0.71, $d = 0.476$).

Differences in parameter progressions

The progressions of the selected parameters for the two course settings cycle are presented in figure 4. For an increased horizontal gate distance, the following potential differences in the selected parameters may exist: (1) decreased v_{COM} during *Completion*; (2) increased F_{cp} during *Initiation* and *Completion* and (3) decreased $d_{Fore/Aft}$ and increased λ_{Lean} during the turn phases after gate passage (*COM Direction Change II* and *Completion*).

Differences over specific turn phases

The statistics comparing the two course settings with regard to parameter differences over specific turn phases are presented in table 2. Regarding v_{COM} , a large effect for a lower phase average was observed during *Completion* on the 26/12 m course. A medium-to-large effect for higher average F_{cp} was found during *Initiation*. Moreover, F_{cp} was significantly increased during *Completion*. For the turn phases after gate passage, a large effect was found for decreased $d_{Fore/Aft}$ on the 26/12 m course and λ_{Lean} was significantly increased.

Differences in turn cycle structure

The horizontal course setting modification changed the athlete's turn cycle structure significantly (figure 5). On the 26/12 m course, the percentage of the turn cycle where R_{COM} was ≤ 30 m (*COM Direction Change I&II*) was higher than on the 26/10 m course (26/10 m: 58.5 \pm 1.9; 26/12 m: 64.8 \pm 2.5**, $d = 2.777$).

DISCUSSION

The main findings for increased horizontal gate distances were as follows: (1) v_{COM} was not significantly reduced over the analysed turn cycle; however, a large effect towards speed reduction during *Completion* was observed; (2) F_{cp} was by tendency higher during *Initiation* (medium-large effect) and F_{cp} was significantly increased during *Completion*; (3) large effect sizes were found for a decreased $d_{Fore/Aft}$ during the turn phases after gate passage and for minimum $d_{Fore/Aft}$; (4) λ_{Lean} was significantly increased during the turn phases after gate passage and (5) the

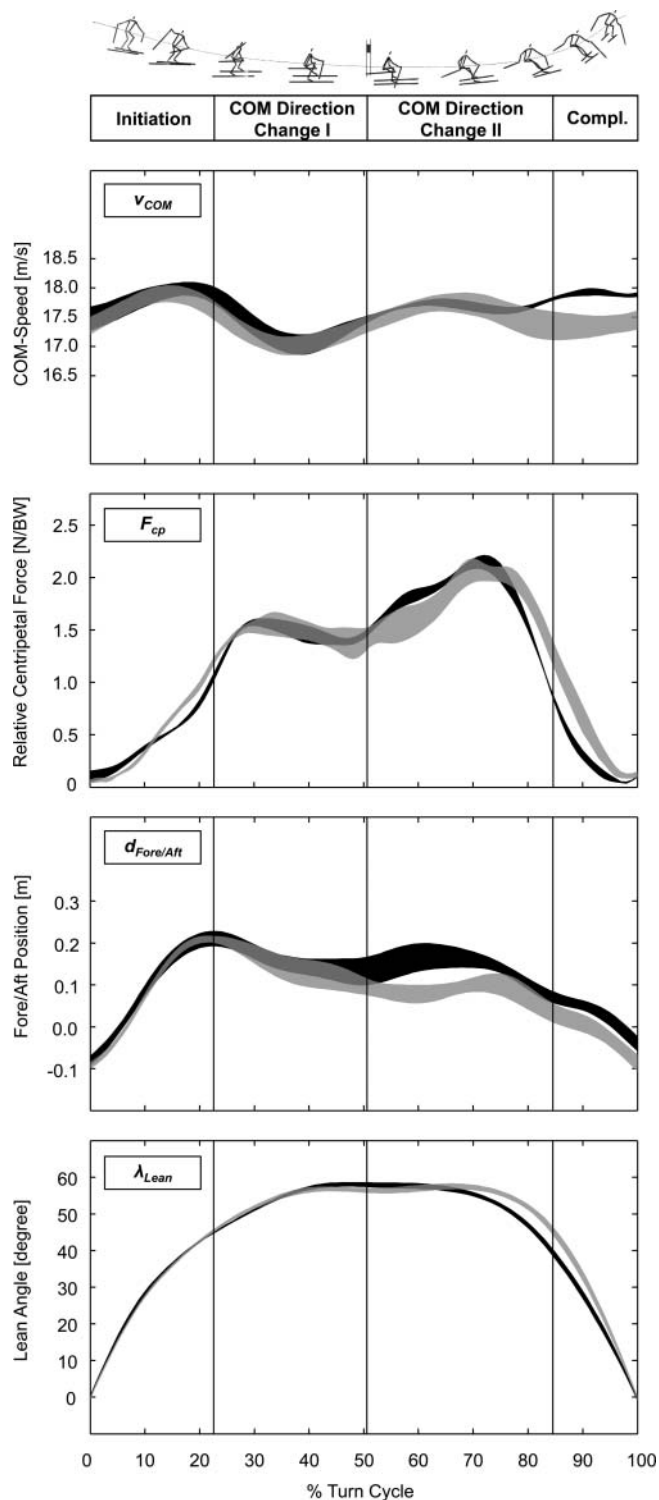


Figure 4 Areas of uncertainty around the estimate of the mean (\pm SE) for selected parameters related to injury risk at two different course settings; grey: 26/12 m course; black: 26/10 m course. COM, centre of mass; $d_{\text{Fore/Aft}}$, fore/aft position; F_{cp} , relative centripetal force; v_{COM} , COM speed; λ_{Lean} , lean angle.

turn cycle structure was significantly changed towards a longer COM Direction Change.

Course setting and speed control

Despite a substantial increase in horizontal gate distance, v_{COM} was not significantly reduced over the analysed turn cycle

Table 2 Mean \pm SD and Cohen's d for turn phase averages of selected parameters related to injury risk at two different course settings

	26/10 m course (mean \pm SD)	26/12 m course (mean \pm SD)	Effect sizes (Cohen's d)
$v_{\text{COM}}^{\text{(Completion)}}$ (m/s)	17.88 \pm 0.10	17.36 \pm 0.52	1.304
$F_{\text{cp}}^{\text{(Initiation)}}$ (N/BW)	0.43 \pm 0.05	0.46 \pm 0.04	0.700
$F_{\text{cp}}^{\text{(Completion)}}$ (N/BW)	0.37 \pm 0.07	0.64 \pm 0.21*	1.615
$d_{\text{Fore/Aft}}^{\text{(COM Direction Change II \& Completion)}}$ (m)	0.11 \pm 0.04	0.06 \pm 0.04	1.309
$\lambda_{\text{Lean}}^{\text{(COM Direction Change II \& Completion)}}$ ($^{\circ}$)	44.4 \pm 1.0	46.6 \pm 1.6*	1.628

* $p < 0.05$, ** $p < 0.001$, significantly different from 26/10 m course.

$d \approx 0.20$, small effect size; $d \approx 0.50$, medium effect size; $d \approx 0.80$, large effect size.

COM, centre of mass; F_{cp} , relative centripetal force; $d_{\text{Fore/Aft}}$, fore/aft position;

λ_{Lean} , lean angle; v_{COM} , COM speed.

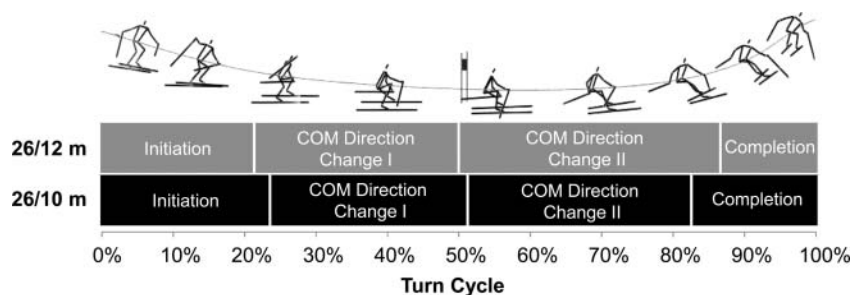
(table 1). However, looking at the progression of v_{COM} within the turn cycle, it is obvious that during *Initiation* and *COM Direction Change I&II*, v_{COM} remained more or less unchanged, while during *Completion*, v_{COM} was reduced (figure 4 and table 2). Consequently, the differences in v_{COM} might be negligible for the analysed turn, although they might have more influence on the following section. Under the assumption that, for the following turns, speed would be reduced by the same rate of $v_{\text{out}} - v_{\text{in}}$ as in the analysed turn (0.32 m/s), a substantial speed reduction would be already accumulated after a couple of gates. However, recent studies showed that, owing to tactical reasons, skiers with high v_{in} were losing disproportionately more speed than skiers with low v_{in} while turning.^{29,30} As a result, it is questionable as to whether the observed effects in v_{COM} would be accumulated over several consecutive turns. Hence, based on the current data, it remains speculative as to whether the analysed course setting modification is able to reduce speed substantially or not. However, further studies with wearable measurement systems capturing several turns per run may provide a deeper understanding of this important question.

Course setting and parameters related to ACL injury mechanisms

While the increase in horizontal gate distance had only a marginal effect on F_{cp} peak values (table 1), F_{cp} was by tendency higher during *Initiation* and F_{cp} significantly increased during *Completion* on the 26/12 m course (table 2.) In the context of injury risk, this means that due to a longer substantial change of direction high loading forces are acting over a longer duration of the turn cycle, which might increase the athlete's fatigue. Since high external loads and fatigue are known to have a negative impact on balance control,^{31,32} this may increase the risk for an out-of-balance situation or a fall to occur.

Out-of-balance situations, backward and/or inward, are known to lead to ACL-injury mechanisms.¹⁷ Regarding balance control in the direction fore/aft, $d_{\text{Fore/Aft}}$ was not significantly different; however, it did show a clear trend towards a reduced forward position during the turn phases after gate passage and in minimum values at the end of the turn on the 26/12 m course (table 2). Concerning the lateral direction, λ_{Lean} was significantly higher during the turn phases after gate passage for the 26/12 m course setting intervention (table 1). Consequently, there are fewer buffers to critical backward and inward positions on the 'tighter' 26/12 m course set, and the racer is forced to use his full backward and inward leaning capacities. Based on these findings, the risk for an out-of-balance

Figure 5 Turn cycle structures as a measure for the athletes timing at the two different course settings. COM, centre of mass.



situation backward and/or inward tends to be higher for the 26/12 m course than for the 26/10 m.

However, maintaining balance in a biomechanical sense is, from the perspective of motor control, not a static, but rather a dynamic task. Therefore, a deeper understanding of the events leading up to an out-of-balance situation might be found in the variability of the motor system. From a dynamic systems perspective, balance may be ensured best by maintaining a central/front position with low variability of COM changes (control variable) while having high variability regarding the joint movements and segment positions (input variables).^{33,34} An interesting finding in this context is that towards the end of the turn, wider areas of uncertainty around the estimate of the mean (\pm SE) were observed for v_{COM} , F_{cp} and $d_{Fore/Aft}$ on the 26/12 m course (figure 4). This may be interpreted as a trend for higher variability in the racer's movement pattern on the course with increased horizontal gate distances. Hence, looking at variability aspects of movement might be a promising approach for further studies in the context of injury mechanisms related out-of-balance situations in alpine ski racing.

Course setting and athlete's timing characteristics

Although on a first view the athlete's timing characteristics seem not to be directly related to injury risk, the differences in turn cycle structure may provide a deeper understanding of the mechanisms underlying the selected parameters related to injury risk. On the 26/12 m course, turn cycle structure was significantly changed towards a higher percentage of the turn cycle where R_{COM} was ≤ 30 m (*COM Direction Change I&II*). This change of the athlete's strategy might explain the fact that v_{COM} remains more or less unchanged over a wide section of the turn cycle, while during *Completion*, speed was lower for increased horizontal gate distance (figure 4). Owing to a longer *COM Direction Change I&II* the racer might be able to compensate for the course setting changes without having to change the average amount of energy dissipation over a wide range of the turn cycle. However, towards the end of the turn, the later termination of *COM Direction Change II* and the shorter distance to the next gate may force the athlete to perform more at his limit, making him more susceptible to technical mistakes. Furthermore, at the end of the turn, the shorter duration where R_{COM} is >30 m (*Completion*) may limit the racer's speed uptake due to a shorter straight transition of COM. Hence, these aspects may serve as an explanation for the lower speed towards the end of the turn and the higher variability in v_{COM} , F_{cp} and $d_{Fore/Aft}$ on 26/12 m course.

Methodological considerations

Study design

At first glance, one limitation of the present study might be the fact that for the analysis, the focus was only on one subject.

This choice can be considered from two different perspectives: On the one hand, analysing more subjects would strengthen the possibilities for generalising the results. On the other hand, using a single subject design reduced the variability between the single trials; therefore, it increased the power to detect differences between the two course settings. Furthermore, it has to be pointed out that different course settings can be adapted by athletes with different individual strategies regarding line and timing. This directly influences the variables related to injury risk. An individual-subject-analysis design is needed when the variations in movement are the result of different strategies to perform the same task by individual subjects, and not the result of more or less variations among individuals.³⁵ Accordingly, the use of an individual-subject-analysis design can be argued to be appropriate for the present explorative research question.

Data collection

The reliability and accuracy of the method that was used for collecting kinematic data in the field have been shown to be comparable to laboratory conditions in an earlier study.³⁶ However, measuring 3D kinematics in alpine ski racing under field conditions is affected by changing snow conditions and an athlete's fatigue due to repetitive runs, wind, temperature and solar radiation. This limits the time where the environmental conditions are constant and, therefore, the maximal number of reliable trials. However, the time period of 3 h used in this study had nearly constant meteorological conditions and the total of 12 trials on the same course was, therefore, in an acceptable range regarding these limitations.

Statistical analysis

A further limitation of the study was the small data sample that was used for the statistical analysis of differences between the two course settings. However, provided that the variability between the trials was small and that for the interpretation of the results effect sizes (Cohen's d) were also considered, this procedure may be justified for the purpose of an explorative case study.

CONCLUSION

On the basis of the data of this study, no final conclusion can be made whether, for a section of consecutive turns, increasing horizontal gate distance is an effective tool for speed reduction. Therefore, further studies using wearable measurement systems should investigate this aspect more systematically for several gates, different gate combinations and/or under race conditions. Nevertheless, the current study illustrated that as long as the course setting changes are not substantial enough, speed might not be reduced considerably, since racers are still able to adapt and partly compensate by changing their timing strategy. Moreover, the study pointed out two major safety drawbacks

WHAT THIS STUDY ADDS

- ▶ For a considerably speed reduction by increasing the horizontal gate distances, substantial course setting changes might be needed, since racers are able to adapt and partly compensate by changing their timing strategy.
- ▶ There might be two safety drawbacks of controlling speed by increased horizontal gate distances: (1) increased fatigue and (2) higher risk of out-of-balance situations.

of controlling speed by consecutively increasing horizontal gate distances: (1) it may increase fatigue due to a longer substantial change of direction and high loading forces acting over a longer duration of the turn cycle and (2) it may increase the risk of out-of-balance situations by forcing the athlete to exhaust his backward and inward leaning spectrum. Hence, course settings that locally slow down a racer (perhaps in a substantial manner) before terrain changes or key sectors, or alterations in vertical gate distance might be a more appropriate way to reduce speed without the aforementioned drawbacks.

Contributors All authors fulfil the criteria of authorship and were involved in: (1) conception and design, acquisition of data or analysis and interpretation of data; (2) drafting the article or revising it critically for important intellectual content and (3) final approval of the version published.

Funding This study was financially supported by the International Ski Federation (FIS) Injury Surveillance System (ISS).

Competing interests None.

Ethical approval This study was approved by the Ethics Committee of the Department of Sport Science and Kinesiology at the University of Salzburg.

Provenance and peer review Not commissioned; externally peer reviewed.

REFERENCES

1. **Laporte JD**, Binet MH, Constans D. Evolution of ACL ruptures in French ski resorts 1992–1999. *Skiing Trauma Safety*, 13th Vol. 2000;**1397**:95–107.
2. **Kirkpatrick AW**, McBeth PB, Ball CG, *et al*. Alpine ski and snowboarding traumatic injuries: incidence, injury patterns, and risk factors for 10 years. *Am J Surg* 2009;**197**:560–4.
3. **Johnson RJ**, Ettlinger CF, Shealy JE. Update on injury trends in alpine skiing. *Skiing Trauma Safety* 2009;**1510**:11–22.
4. **Ekeland A**, Rodven A. Injury trends in Norwegian ski resorts in the 10 year period 1996–2006. *Skiing Trauma Safety* 2009;**1510**:31–8.
5. **Viola RW**, Steadman JR, Mair SD, *et al*. Anterior cruciate ligament injury incidence among male and female professional alpine skiers. *Am J Sports Med* 1999;**27**:792–5.
6. **Howe J**, Johnson RJ. Knee injuries in skiing. *Clin Sports Med* 1982;**1**:277–88.
7. **Ekeland A**, Thoresen B. Isolated rupture of the anterior cruciate ligament by knee hyperflexion. *Skiing Trauma Safety* 1987;**938**:61–7.
8. **Jarvinen M**, Natri A, Laurila S, *et al*. Mechanisms of anterior cruciate ligament ruptures in skiing. *Knee Surg Sports Traumatol Arthrosc* 1994;**2**:224–8.
9. **Ettlinger CF**, Johnson RJ, Shealy JE. A method to help reduce the risk of serious knee sprains incurred in alpine skiing. *Am J Sports Med* 1995;**23**:531–7.
10. **Hunter RE**. Skiing injuries. *Am J Sports Med* 1999;**27**:381–9.
11. **DeMorat G**, Weinhold P, Blackburn T, *et al*. Aggressive quadriceps loading can induce noncontact anterior cruciate ligament injury. *Am J Sports Med* 2004;**32**:477–83.
12. **Mote CD**. The forces of skiing and their implication to injury. *Int J Sport Biomech* 1987;**3**:309–25.
13. **Bissell BT**, Johnson RJ, Shafritz AB, *et al*. Epidemiology and risk factors of humerus fractures among skiers and snowboarders. *Am J Sports Med* 2008;**36**:1880–8.
14. **Pujol N**, Bianchi MP, Chambat P. The incidence of anterior cruciate ligament injuries among competitive alpine skiers: a 25-year investigation. *Am J Sports Med* 2007;**35**:1070–4.
15. **Florenes TW**, Bere T, Nordsletten L, *et al*. Injuries among male and female World Cup alpine skiers. *Br J Sports Med* 2009;**43**:973–8.
16. **Krosshaug T**, Slauterbeck JR, Engebretsen L, *et al*. Biomechanical analysis of anterior cruciate ligament injury mechanisms: three-dimensional motion reconstruction from video sequences. *Scand J Med Sci Sports* 2007;**17**:508–19.
17. **Bere T**, Florenes TW, Krosshaug T, *et al*. Mechanisms of anterior cruciate ligament injury in World Cup Alpine Skiing: a systematic video analysis of 20 cases. *Am J Sports Med* 2011;**39**:1421–9.
18. **Bere T**, Florenes TW, Krosshaug T, *et al*. Events leading to anterior cruciate ligament injury in World Cup Alpine Skiing: a systematic video analysis of 20 cases. *Br J Sports Med* 2011;**45**:1294–302.
19. **Spörri J**, Kröll J, Amesberger G, *et al*. Perceived key injury risk factors in World Cup alpine ski racing—an explorative qualitative study with expert stakeholders. *Br J Sports Med*. Published Online First 9 August 2012. doi: 10.1136/bjsports-2012-091048
20. **Reid R**. A Kinematic and kinetic study of alpine skiing technique in Slalom (PhD thesis). Dissertation.; Oslo: Norwegian School of Sport Sciences, 2010, ISBN Nr. 978-82-502-0440-9.
21. **Sahashi T**, Ichino S. Carving-turn and edging angle of skis. *Sports Eng* 2001;**4**:135–45.
22. **de Leva P**. Joint center longitudinal positions computed from a selected subset of Chandler's data. *J Biomech* 1996;**29**:1231–3.
23. **Drenk V**. Photogrammetric evaluation procedures for pannable and tiltable cameras of variable focal length. *Conference Proceedings ISBS-12 International Symposium on Biomechanics in Sports*; Budapest, 1994:27–30. <http://ww4.ub.uni-konstanz.de/cpa/article/view/2440> (accessed 7 Aug 2012).
24. **Clauser CE**, Mc Conville JT, Young JW. *Weight, volume and centre of mass segments of the human body*. Wright-Patterson Air force Base, OH, USA, 1969.
25. **Gilat A**, Subramaniam V. *Numerical methods for engineers and scientists*. Hoboken, NJ: John Wiley & Sons, Inc., 2008.
26. **Supej M**, Kugovnik O, Nemeč B. Kinematic determination of the beginning of a ski turn. *Kinesiol Slov* 2003;**9**:11–17.
27. **Reid R**, Gilgien M, Morger T, *et al*. Turn characteristics and energy dissipation in slalom. In: Müller E, Lindinger S, Stöggli T, eds. *Science and skiing IV*. Maidenhead: Meyer & Meyer Sport (UK) Ltd., 2009:419–29.
28. **Schiefermüller C**, Lindinger S, Müller E. The skier's centre of gravity as a reference point in movement analyses for different designated systems. In: Müller E, Bacharach D, Klika R, Lindinger S, Schwameder H, eds. *Science and skiing III*. Oxford: Meyer & Meyer Sport (UK), Ltd., 2005:172–85.
29. **Supej M**, Kipp R, Holmberg HC. Mechanical parameters as predictors of performance in alpine World Cup slalom racing. *Scand J Med Sci Sports* 2011;**21**:72–81.
30. **Spörri J**, Kröll J, Schwameder H, *et al*. Turn characteristics of a top world class athlete in giant slalom—a case study assessing current performance prediction concepts. *Int J Sports Sci Coaching*. In press
31. **Simoneau M**, Begin F, Teasdale N. The effects of moderate fatigue on dynamic balance control and attentional demands. *J Neuroeng Rehabil* 2006;**3**:22.
32. **Qu X**, Nussbaum MA. Effects of external loads on balance control during upright stance: experimental results and model-based predictions. *Gait Posture* 2009;**29**:23–30.
33. **Hamill J**, Haddad JM, Heiderscheit BC, *et al*. Clinical relevance of variability in coordination. In: Davids K, Bennett S, Newell K, eds. *Movement system variability*. Leeds: Human Kinetics, 2006:153–65.
34. **Hasan Z**. The human motor control system's response to mechanical perturbation: should it, can it, and does it ensure stability? *J Mot Behav* 2005;**37**:484–93.
35. **Bates BT**. Single-subject methodology: an alternative approach. *Med Sci Sports Exerc* 1996;**28**:631–8.
36. **Kloss M**, Müller E, Schwameder H. Collecting kinematic data on a ski/snowboard track with panning, tilting, and zooming cameras: is there sufficient accuracy for a biomechanical analysis? *J Sports Sci* 2010;**28**:1345–53.



Course setting and selected biomechanical variables related to injury risk in alpine ski racing: an explorative case study

Jörg Spörri, Josef Kröll, Hermann Schwameder, et al.

Br J Sports Med 2012 46: 1072-1077 originally published online September 14, 2012

doi: 10.1136/bjsports-2012-091425

Updated information and services can be found at:

<http://bjsm.bmj.com/content/46/15/1072.full.html>

These include:

- | | |
|-------------------------------|---|
| References | This article cites 27 articles, 9 of which can be accessed free at:
http://bjsm.bmj.com/content/46/15/1072.full.html#ref-list-1 |
| Open Access | This is an open-access article distributed under the terms of the Creative Commons Attribution Non-commercial License, which permits use, distribution, and reproduction in any medium, provided the original work is properly cited, the use is non commercial and is otherwise in compliance with the license. See:
http://creativecommons.org/licenses/by-nc/3.0/ and
http://creativecommons.org/licenses/by-nc/3.0/legalcode |
| Email alerting service | Receive free email alerts when new articles cite this article. Sign up in the box at the top right corner of the online article. |
-

- | | |
|--------------------------|---|
| Topic Collections | Articles on similar topics can be found in the following collections
Editor's choice (135 articles)
Open access (58 articles) |
|--------------------------|---|
-

Notes

To request permissions go to:

<http://group.bmj.com/group/rights-licensing/permissions>

To order reprints go to:

<http://journals.bmj.com/cgi/reprintform>

To subscribe to BMJ go to:

<http://group.bmj.com/subscribe/>