







Women's Downhill LW2 - Results

Rank	Athlete	NPC		Date	Time	Factor	Real Time	
1	BILLMEIER Sarah	USA	 United States of America		1:14.79	89.28475	1:23.77	
2	LECHNER Nicola	AUT	 Austria		1:14.95	89.28475	1:23.95	
3	BEHLE Maggie	USA	 United States of America		1:18.04	89.28475	1:27.41	
4	MANENC Marie-Chantal	FRA	 France		1:20.99	89.28475	1:30.72	
5	SAKAMOTO Tomoko	JPN	 Japan		1:27.81	89.28475	1:38.35	
6	ITO Yumi	JPN	 Japan		1:33.65	89.28475	1:44.89	
	HASLACHER Danja	AUT	 Austria					DNF
	BUSCHE Nancy	GER	 Germany					DNF
	GARDNER Karen	USA	 United States of America					DNF
	BORRA Anneliese	SUI	 Switzerland					DQ

Women's Downhill LW3,4,6/8 - Results

Rank	Athlete	NPC		Date	Time	Factor	Real Time	
1	KELCHNER Jennifer	USA	 United States of America		1:14.97	97.60959	1:16.81	
2	RIDDELL Mary	USA	 United States of America		1:15.00	97.60959	1:16.84	
3	OBRIST Nadja	AUT	 Austria		1:15.04	100.00000	1:15.04	
4	MOELLER Reinhild	GER	 Germany		1:15.39	97.60959	1:17.24	
5	HOH Ramona	CAN	 Canada		1:17.83	100.00000	1:17.83	
6	WISNIEWSKA Karolina	CAN	 Canada		1:19.48	93.18490	1:25.30	
7	VOLLMER Dagmar	GER	 Germany		1:19.74	100.00000	1:19.74	